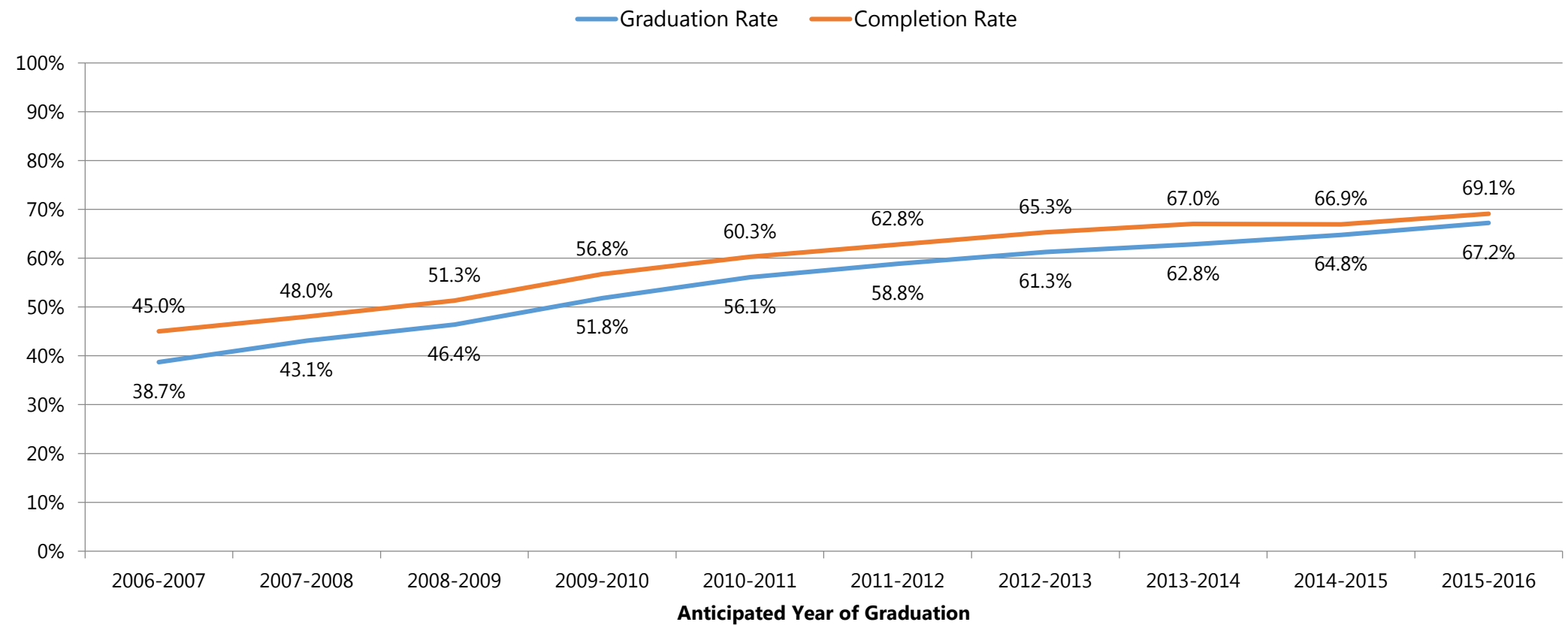




Discover a World of Opportunity™

ON-TIME GRADUATION AND ON-TIME COMPLETION RATES CONTINUE TO INCREASE.

On-Time Graduation and Completion Rates

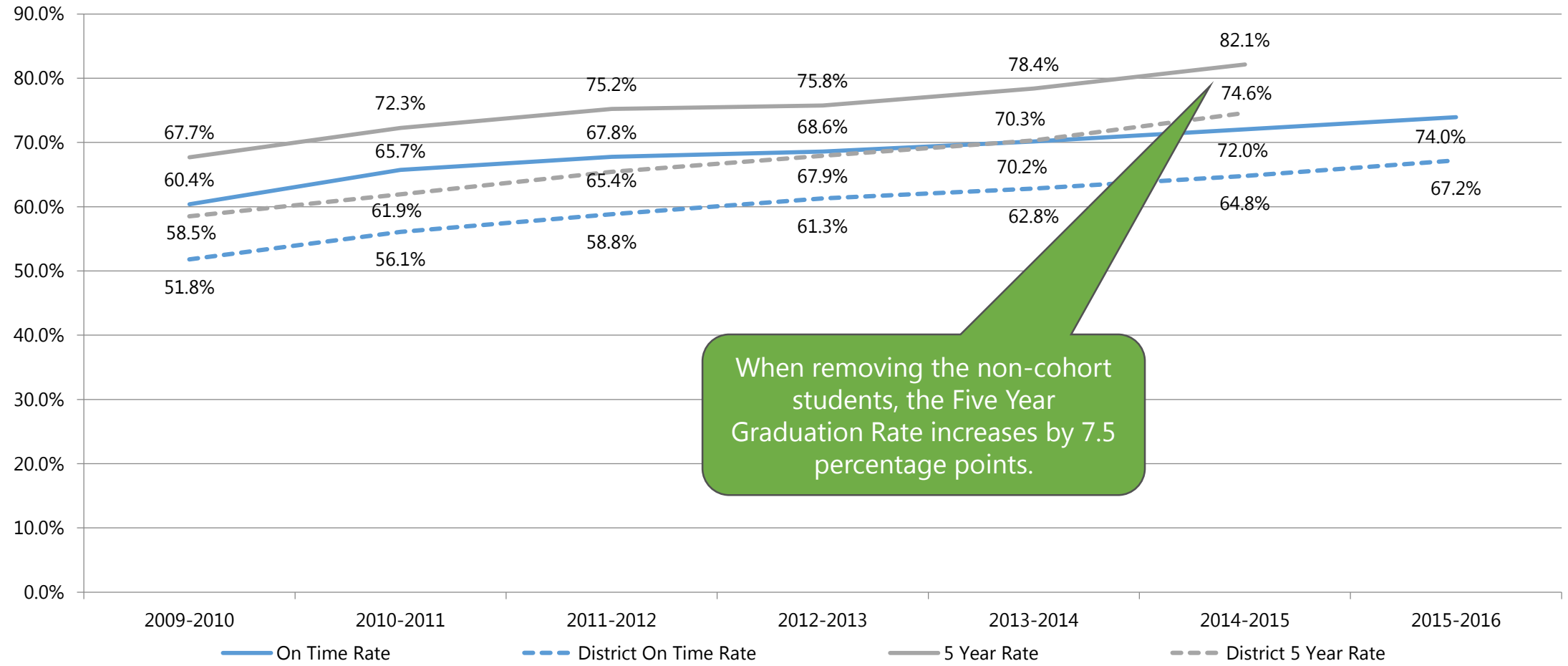


| | | | | | | | | | | |
|-----------------------------|------|------|------|------|------|------|------|------|------|------|
| Number of Graduates | 2451 | 2352 | 2414 | 2634 | 2809 | 2912 | 2928 | 3120 | 3257 | 3633 |
| Number of Completers | 2854 | 2618 | 2674 | 2885 | 3019 | 3107 | 3119 | 3328 | 3366 | 3739 |
| Total Population | 6336 | 5456 | 5208 | 5083 | 5008 | 4950 | 4778 | 4966 | 5029 | 5410 |



STUDENTS WHO BEGIN 9TH GRADE IN DPS ARE MORE LIKELY TO GRADUATE THAN STUDENTS WHO DO NOT START 9TH GRADE IN DPS.

9th Grade Cohort Graduation Rates



When removing the non-cohort students, the Five Year Graduation Rate increases by 7.5 percentage points.

The 9th grade cohort base **includes**:
 •Students who entered DPS as 9th graders 4 years prior to their graduating AYG year

The 9th grade cohort base **excludes**:
 •Students who entered DPS in later grades (e.g. 10th grade)
 •Students who were first time 9th graders in other districts
 •Students who transfer out of DPS

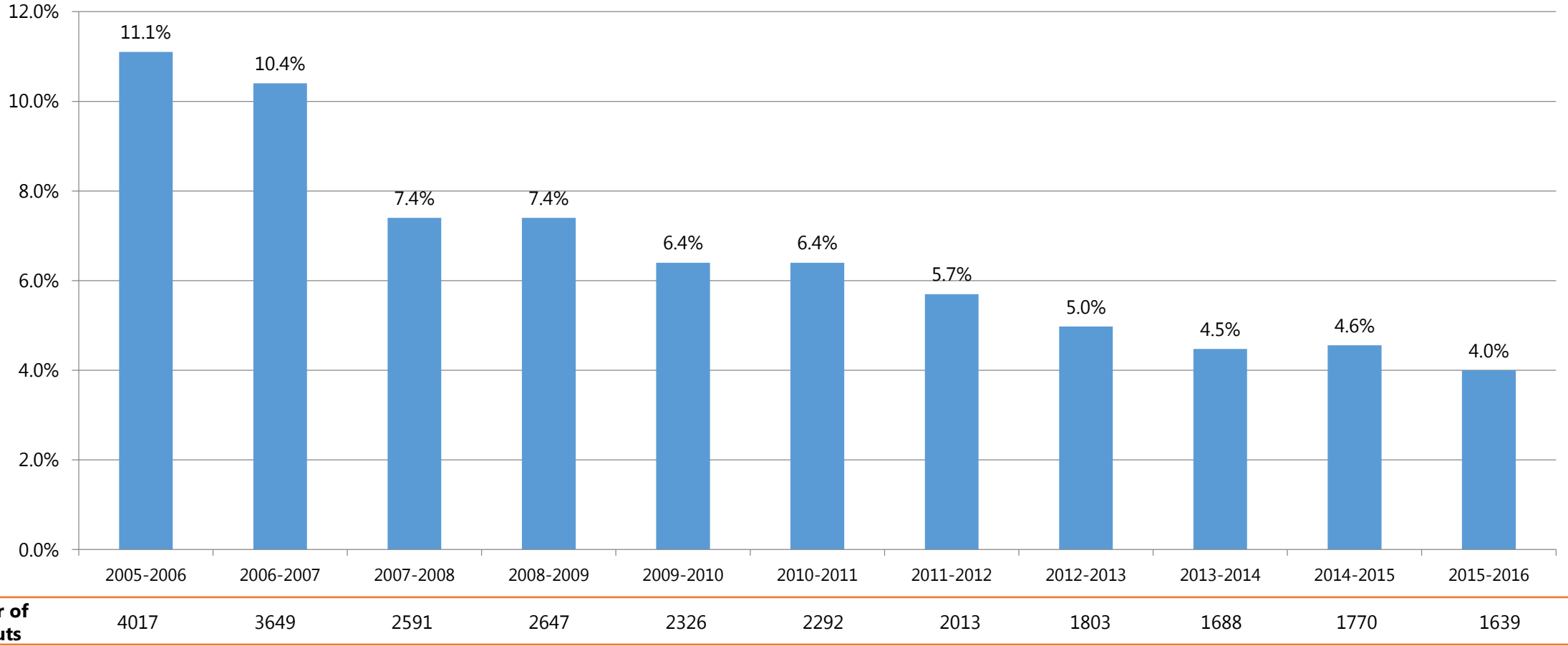


**DENVER
PUBLIC
SCHOOLS**

Discover a World of Opportunity™

THE DROPOUT RATE DECREASED TO 4 PERCENT;
WHICH EQUATES TO 131 FEWER DROPOUTS COMPARED TO 2014-2015.

DPS Dropout Rate



Note: Dropout Rate includes students in grades 7-12.