

RUBRIC CUTS

2014 - SPF 2014

| | Elementary | | | Middle | | | High | | | |
|--------------------------------------------------------------------------|---------------|---------------|---------------|---------------|---------------|---------------|---------------|---------------|---------------|---------------|
| 1.1a TCAP Median Growth Percentile - Reading | Points | Range | Stoplight | Points | Range | Stoplight | Points | Range | Stoplight | |
| | 6 | >=65 | Exceeds | 6 | >=65 | Exceeds | 6 | >=65 | Exceeds | |
| | 4 | >=50 and <65 | Meets | 4 | >=50 and <65 | Meets | 4 | >=50 and <65 | Meets | |
| | 2 | >=35 and <50 | Approaching | 2 | >=35 and <50 | Approaching | 2 | >=35 and <50 | Approaching | |
| | 0 | <35 | Does not meet | 0 | <35 | Does not meet | 0 | <35 | Does not meet | |
| 1.1b TCAP Median Growth Percentile - Math | Points | Range | Stoplight | Points | Range | Stoplight | Points | Range | Stoplight | |
| | 6 | >=65 | Exceeds | 6 | >=65 | Exceeds | 6 | >=65 | Exceeds | |
| | 4 | >=50 and <65 | Meets | 4 | >=50 and <65 | Meets | 4 | >=50 and <65 | Meets | |
| | 2 | >=35 and <50 | Approaching | 2 | >=35 and <50 | Approaching | 2 | >=35 and <50 | Approaching | |
| | 0 | <35 | Does not meet | 0 | <35 | Does not meet | 0 | <35 | Does not meet | |
| 1.1c TCAP Median Growth Percentile - Writing | Points | Range | Stoplight | Points | Range | Stoplight | Points | Range | Stoplight | |
| | 6 | >=65 | Exceeds | 6 | >=65 | Exceeds | 6 | >=65 | Exceeds | |
| | 4 | >=50 and <65 | Meets | 4 | >=50 and <65 | Meets | 4 | >=50 and <65 | Meets | |
| | 2 | >=35 and <50 | Approaching | 2 | >=35 and <50 | Approaching | 2 | >=35 and <50 | Approaching | |
| | 0 | <35 | Does not meet | 0 | <35 | Does not meet | 0 | <35 | Does not meet | |
| 1.2a TCAP Median Growth Percentile compared to Similar Schools - Reading | Points | Range | Stoplight | Points | Range | Stoplight | Points | Range | Stoplight | |
| | 6 | >=5 | Exceeds | 6 | >=5 | Exceeds | 6 | >=5 | Exceeds | |
| | 4 | >=-5 and <5 | Meets | 4 | >=-5 and <5 | Meets | 4 | >=-5 and <5 | Meets | |
| | 2 | >=-10 and <-5 | Approaching | 2 | >=-10 and <-5 | Approaching | 2 | >=-10 and <-5 | Approaching | |
| | | 0 | <-10 | Does not meet | 0 | <-10 | Does not meet | 0 | <-10 | Does not meet |
| | Points | Range | Stoplight | Points | Range | Stoplight | Points | Range | Stoplight | |
| | 6 | >=5 | Exceeds | 6 | >=5 | Exceeds | 6 | >=5 | Exceeds | |
| | 4 | >=-5 and <5 | Meets | 4 | >=-5 and <5 | Meets | 4 | >=-5 and <5 | Meets | |
| 2 | >=-10 and <-5 | Approaching | 2 | >=-10 and <-5 | Approaching | 2 | >=-10 and <-5 | Approaching | | |
| | 0 | <-10 | Does not meet | 0 | <-10 | Does not meet | 0 | <-10 | Does not meet | |

RUBRIC CUTS

2014 - SPF 2014

| | Elementary | | | Middle | | | High | | |
|--------------------------------------------------------------------------|------------|----------------|---------------|--------|----------------|---------------|--------|----------------|---------------|
| 1.2c TCAP Median Growth Percentile compared to Similar Schools - Writing | Points | Range | Stoplight | Points | Range | Stoplight | Points | Range | Stoplight |
| | 6 | >=5 | Exceeds | 6 | >=5 | Exceeds | 6 | >=5 | Exceeds |
| | 4 | >=-5 and <5 | Meets | 4 | >=-5 and <5 | Meets | 4 | >=-5 and <5 | Meets |
| | 2 | >=-10 and <-5 | Approaching | 2 | >=-10 and <-5 | Approaching | 2 | >=-10 and <-5 | Approaching |
| 0 | <-10 | Does not meet | 0 | <-10 | Does not meet | 0 | <-10 | Does not meet | |
| 1.3a TCAP Catch-Up Growth-Reading | Points | Range | Stoplight | Points | Range | Stoplight | Points | Range | Stoplight |
| | 4 | >=30% | Meets | 4 | >=30% | Meets | 4 | >=40% | Meets |
| | 2 | >=20% and <30% | Approaching | 2 | >=20% and <30% | Approaching | 2 | >=30% and <40% | Approaching |
| | 0 | <20% | Does not meet | 0 | <20% | Does not meet | 0 | <30% | Does not meet |
| 1.3b TCAP Catch-Up Growth-Math | Points | Range | Stoplight | Points | Range | Stoplight | Points | Range | Stoplight |
| | 4 | >=30% | Meets | 4 | >=30% | Meets | 4 | >=20% | Meets |
| | 2 | >=20% and <30% | Approaching | 2 | >=20% and <30% | Approaching | 2 | >=10% and <20% | Approaching |
| | 0 | <20% | Does not meet | 0 | <20% | Does not meet | 0 | <10% | Does not meet |

RUBRIC CUTS

2014 - SPF 2014

| | Elementary | | | Middle | | | High | | |
|--------------------------------------------------|----------------|----------------|---------------|----------------|----------------|---------------|----------------|----------------|---------------|
| 1.3c TCAP Catch-Up Growth-Writing | Points | Range | Stoplight | Points | Range | Stoplight | Points | Range | Stoplight |
| | 4 | >=40% | Meets | 4 | >=40% | Meets | 4 | >=30% | Meets |
| | 2 | >=30% and <40% | Approaching | 2 | >=30% and <40% | Approaching | 2 | >=20% and <30% | Approaching |
| | 0 | <30% | Does not meet | 0 | <30% | Does not meet | 0 | <20% | Does not meet |
| 1.4a TCAP Keep-Up Growth-Reading | Points | Range | Stoplight | Points | Range | Stoplight | Points | Range | Stoplight |
| | 4 | >=80% | Meets | 4 | >=80% | Meets | 4 | >=80% | Meets |
| | 2 | >=70% and <80% | Approaching | 2 | >=70% and <80% | Approaching | 2 | >=70% and <80% | Approaching |
| | 0 | <70% | Does not meet | 0 | <70% | Does not meet | 0 | <70% | Does not meet |
| 1.4b TCAP Keep-Up Growth-Math | Points | Range | Stoplight | Points | Range | Stoplight | Points | Range | Stoplight |
| | 4 | >=80% | Meets | 4 | >=80% | Meets | 4 | >=50% | Meets |
| | 2 | >=70% and <80% | Approaching | 2 | >=70% and <80% | Approaching | 2 | >=30% and <50% | Approaching |
| | 0 | <70% | Does not meet | 0 | <70% | Does not meet | 0 | <30% | Does not meet |
| | Points | Range | Stoplight | Points | Range | Stoplight | Points | Range | Stoplight |
| | 4 | >=80% | Meets | 4 | >=80% | Meets | 4 | >=80% | Meets |
| 2 | >=70% and <80% | Approaching | 2 | >=70% and <80% | Approaching | 2 | >=70% and <80% | Approaching | |
| | 0 | <70% | Does not meet | 0 | <70% | Does not meet | 0 | <70% | Does not meet |
| 1.5a TCAP Continuously Enrolled Growth - Reading | Points | Range | Stoplight | Points | Range | Stoplight | Points | Range | Stoplight |
| | 4 | >=5 | Meets | 4 | >=5 | Meets | | | |
| | 2 | >=-5 and <5 | Approaching | 2 | >=-5 and <5 | Approaching | | | |
| | 0 | <-5 | Does not meet | 0 | <-5 | Does not meet | | | |
| 1.5b TCAP Continuously Enrolled Growth - Math | Points | Range | Stoplight | Points | Range | Stoplight | Points | Range | Stoplight |
| | 4 | >=5 | Meets | 4 | >=5 | Meets | | | |
| | 2 | >=-5 and <5 | Approaching | 2 | >=-5 and <5 | Approaching | | | |
| | 0 | <-5 | Does not meet | 0 | <-5 | Does not meet | | | |

RUBRIC CUTS

2014 - SPF 2014

| | Elementary | | | Middle | | | High | | |
|--------------------------------------------------|---------------|----------------|------------------|---------------|----------------|------------------|---------------|----------------|------------------|
| 1.5c TCAP Continuously Enrolled Growth - Writing | Points | Range | Stoplight | Points | Range | Stoplight | Points | Range | Stoplight |
| | 4 | >=5 | Meets | 4 | >=5 | Meets | | | |
| | 2 | >=-5 and <5 | Approaching | 2 | >=-5 and <5 | Approaching | | | |
| | 0 | <-5 | Does not meet | 0 | <-5 | Does not meet | | | |
| 1.6 COALT Growth | Points | Range | Stoplight | Points | Range | Stoplight | Points | Range | Stoplight |
| | 4 | >=50% | Meets | 4 | >=50% | Meets | 4 | >=50% | Meets |
| | 2 | >=20% and <50% | Approaching | 2 | >=20% and <50% | Approaching | 2 | >=20% and <50% | Approaching |
| | 0 | <20% | Does not meet | 0 | <20% | Does not meet | 0 | <20% | Does not meet |
| 1.7a Disaggregated Group TCAP Growth - ELL | Points | Range | Stoplight | Points | Range | Stoplight | Points | Range | Stoplight |
| | 3 | >=80% | Exceeds | 3 | >=80% | Exceeds | 3 | >=80% | Exceeds |
| | 2 | >=65% and <80% | Meets | 2 | >=65% and <80% | Meets | 2 | >=65% and <80% | Meets |
| | 1 | >=33% and <65% | Approaching | 1 | >=33% and <65% | Approaching | 1 | >=33% and <65% | Approaching |
| | 0 | <33% | Does not meet | 0 | <33% | Does not meet | 0 | <33% | Does not meet |

RUBRIC CUTS

2014 - SPF 2014

| | Elementary | | | Middle | | | High | | |
|-------------------------------------------------------------------|---------------|----------------|------------------|---------------|----------------|------------------|---------------|----------------|------------------|
| 1.7b Disaggregated Group TCAP Growth - FRL | Points | Range | Stoplight | Points | Range | Stoplight | Points | Range | Stoplight |
| | 3 | >=80% | Exceeds | 3 | >=80% | Exceeds | 3 | >=80% | Exceeds |
| | 2 | >=65% and <80% | Meets | 2 | >=65% and <80% | Meets | 2 | >=65% and <80% | Meets |
| | 1 | >=33% and <65% | Approaching | 1 | >=33% and <65% | Approaching | 1 | >=33% and <65% | Approaching |
| | 0 | <33% | Does not meet | 0 | <33% | Does not meet | 0 | <33% | Does not meet |
| 1.7c Disaggregated Group TCAP Growth - Minority | Points | Range | Stoplight | Points | Range | Stoplight | Points | Range | Stoplight |
| | 3 | >=80% | Exceeds | 3 | >=80% | Exceeds | 3 | >=80% | Exceeds |
| | 2 | >=65% and <80% | Meets | 2 | >=65% and <80% | Meets | 2 | >=65% and <80% | Meets |
| | 1 | >=33% and <65% | Approaching | 1 | >=33% and <65% | Approaching | 1 | >=33% and <65% | Approaching |
| | 0 | <33% | Does not meet | 0 | <33% | Does not meet | 0 | <33% | Does not meet |
| | Points | Range | Stoplight | Points | Range | Stoplight | Points | Range | Stoplight |
| | 2 | >=74% | Meets | 2 | >=74% | Meets | 2 | >=74% | Meets |
| | 1 | >=50% and <74% | Approaching | 1 | >=50% and <74% | Approaching | 1 | >=50% and <74% | Approaching |
| | Points | Range | Stoplight | Points | Range | Stoplight | Points | Range | Stoplight |
| | 0 | <50% | Does not meet | 0 | <50% | Does not meet | 0 | <50% | Does not meet |
| | 2 | >=74% | Meets | 2 | >=74% | Meets | 2 | >=74% | Meets |
| | Points | Range | Stoplight | Points | Range | Stoplight | Points | Range | Stoplight |
| | 1 | >=50% and <74% | Approaching | 1 | >=50% and <74% | Approaching | 1 | >=50% and <74% | Approaching |
| | 0 | <50% | Does not meet | 0 | <50% | Does not meet | 0 | <50% | Does not meet |
| 1.8c Disaggregated Group TCAP Growth Comparison - Minority | Points | Range | Stoplight | Points | Range | Stoplight | Points | Range | Stoplight |
| | 2 | >=74% | Meets | 2 | >=74% | Meets | 2 | >=74% | Meets |
| | 1 | >=50% and <74% | Approaching | 1 | >=50% and <74% | Approaching | 1 | >=50% and <74% | Approaching |
| | 0 | <50% | Does not meet | 0 | <50% | Does not meet | 0 | <50% | Does not meet |
| | 2 | >=74% | Meets | 2 | >=74% | Meets | 2 | >=74% | Meets |
| 1.9 Students with Disabilities TCAP Growth Comparison | Points | Range | Stoplight | Points | Range | Stoplight | Points | Range | Stoplight |
| | 4 | >=74% | Meets | 4 | >=74% | Meets | 4 | >=74% | Meets |
| | 2 | >=50% and <74% | Approaching | 2 | >=50% and <74% | Approaching | 2 | >=50% and <74% | Approaching |
| | 0 | <50% | Does not meet | 0 | <50% | Does not meet | 0 | <50% | Does not meet |
| | 4 | >=74% | Meets | 4 | >=74% | Meets | 4 | >=74% | Meets |

RUBRIC CUTS

2014 - SPF 2014

| | Elementary | | | Middle | | | High | | |
|------------------------------------------------------------|------------|----------------|---------------|--------|--------------|---------------|--------|----------------|---------------|
| 1.10 ACCESS Median Growth Percentile | Points | Range | Stoplight | Points | Range | Stoplight | Points | Range | Stoplight |
| | 6 | >=65 | Exceeds | 6 | >=65 | Exceeds | 6 | >=65 | Exceeds |
| | 4 | >=50 and <65 | Meets | 4 | >=50 and <65 | Meets | 4 | >=50 and <65 | Meets |
| | 2 | >=35 and <50 | Approaching | 2 | >=35 and <50 | Approaching | 2 | >=35 and <50 | Approaching |
| | 0 | <35 | Does not meet | 0 | <35 | Does not meet | 0 | <35 | Does not meet |
| | Points | Range | Stoplight | Points | Range | Stoplight | Points | Range | Stoplight |
| | 4 | >=75% | Meets | | | | | | |
| | 2 | >=50% and <75% | Approaching | | | | | | |
| | 0 | <50% | Does not meet | | | | | | |
| | Points | Range | Stoplight | Points | Range | Stoplight | Points | Range | Stoplight |
| | 4 | >=-5% | Meets | | | | | | |
| | 0 | <-5% | Does not meet | | | | | | |
| | | | | | | | | | |
| | Points | Range | Stoplight | Points | Range | Stoplight | Points | Range | Stoplight |
| | 6 | >=75% | Exceeds | | | | 6 | >=75% | Exceeds |
| | 4 | >=70% and <75% | Meets | | | | 4 | >=70% and <75% | Meets |
| | 2 | >=60% and <70% | Approaching | | | | 2 | >=60% and <70% | Approaching |
| | 0 | <60% | Does not meet | | | | 0 | <60% | Does not meet |
| | Points | Range | Stoplight | Points | Range | Stoplight | Points | Range | Stoplight |
| | 6 | >=90% | Exceeds | | | | 6 | >=90% | Exceeds |
| | 4 | >=80% and <90% | Meets | | | | 4 | >=80% and <90% | Meets |
| | 2 | >=70% and <80% | Approaching | | | | 2 | >=70% and <80% | Approaching |
| | 0 | <70% | Does not meet | | | | 0 | <70% | Does not meet |
| 1.13c 10th Grade TCAP to 11th Grade COACT Growth - Writing | Points | Range | Stoplight | Points | Range | Stoplight | Points | Range | Stoplight |
| | 6 | >=80% | Exceeds | | | | 6 | >=80% | Exceeds |
| | 4 | >=70% and <80% | Meets | | | | 4 | >=70% and <80% | Meets |
| | 2 | >=60% and <70% | Approaching | | | | 2 | >=60% and <70% | Approaching |
| | 0 | <60% | Does not meet | | | | 0 | <60% | Does not meet |

RUBRIC CUTS

2014 - SPF 2014

| | Elementary | | | Middle | | | High | | |
|------------------------------------------------------------|------------|--------------------|---------------|--------|--------------------|---------------|--------|--------------------|---------------|
| 1.13d 10th Grade TCAP to 11th Grade COACT Growth - Science | Points | Range | Stoplight | Points | Range | Stoplight | Points | Range | Stoplight |
| | | | | | | | 6 | >=85% | Exceeds |
| | | | | | | | 4 | >=75% and <85% | Meets |
| | | | | | | | 2 | >=70% and <75% | Approaching |
| | | | | | | | 0 | <70% | Does not meet |
| 2.1a TCAP % Proficient/Above - Reading | Points | Range | Stoplight | Points | Range | Stoplight | Points | Range | Stoplight |
| | 2 | >=50.0% | Meets | 2 | >=50.0% | Meets | 2 | >=50.0% | Meets |
| | 1 | >=35.0% and <50.0% | Approaching | 1 | >=35.0% and <50.0% | Approaching | 1 | >=35.0% and <50.0% | Approaching |
| | 0 | <35.0% | Does not meet | 0 | <35.0% | Does not meet | 0 | <35.0% | Does not meet |
| 2.1b TCAP % Proficient/Above - Math | Points | Range | Stoplight | Points | Range | Stoplight | Points | Range | Stoplight |
| | 2 | >=50.0% | Meets | 2 | >=40.0% | Meets | 2 | >=20.0% | Meets |
| | 1 | >=35.0% and <50.0% | Approaching | 1 | >=25.0% and <40.0% | Approaching | 1 | >=10.0% and <20.0% | Approaching |
| | 0 | <35.0% | Does not meet | 0 | <25.0% | Does not meet | 0 | <10.0% | Does not meet |
| | Points | Range | Stoplight | Points | Range | Stoplight | Points | Range | Stoplight |
| | 2 | >=40.0% | Meets | 2 | >=40.0% | Meets | 2 | >=40.0% | Meets |
| | 1 | >=25.0% and <40.0% | Approaching | 1 | >=25.0% and <40.0% | Approaching | 1 | >=25.0% and <40.0% | Approaching |
| | 0 | <25.0% | Does not meet | 0 | <25.0% | Does not meet | 0 | <25.0% | Does not meet |
| | Points | Range | Stoplight | Points | Range | Stoplight | Points | Range | Stoplight |
| | 3 | >=5% | Exceeds | 3 | >=5% | Exceeds | 3 | >=5% | Exceeds |
| | 2 | >=-5% and <5% | Meets | 2 | >=-5% and <5% | Meets | 2 | >=-5% and <5% | Meets |
| | 1 | >=-10% and <-5% | Approaching | 1 | >=-10% and <-5% | Approaching | 1 | >=-10% and <-5% | Approaching |
| 0 | <-10% | Does not meet | 0 | <-10% | Does not meet | 0 | <-10% | Does not meet | |

RUBRIC CUTS

2014 - SPF 2014

| | Elementary | | | Middle | | | High | | |
|---------------------------------------------------------------------------|---------------|-----------------|------------------|---------------|-----------------|------------------|---------------|-----------------|------------------|
| 2.2b TCAP % Proficient/Above compared to Similar Schools - Math | Points | Range | Stoplight | Points | Range | Stoplight | Points | Range | Stoplight |
| | 3 | >=5% | Exceeds | 3 | >=5% | Exceeds | 3 | >=5% | Exceeds |
| | 2 | >=-5% and <5% | Meets | 2 | >=-5% and <5% | Meets | 2 | >=-5% and <5% | Meets |
| | 1 | >=-10% and <-5% | Approaching | 1 | >=-10% and <-5% | Approaching | 1 | >=-10% and <-5% | Approaching |
| 0 | <-10% | Does not meet | 0 | <-10% | Does not meet | 0 | <-10% | Does not meet | |
| 2.2c TCAP % Proficient/Above compared to Similar Schools - Writing | Points | Range | Stoplight | Points | Range | Stoplight | Points | Range | Stoplight |
| | 3 | >=5% | Exceeds | 3 | >=5% | Exceeds | 3 | >=5% | Exceeds |
| | 2 | >=-5% and <5% | Meets | 2 | >=-5% and <5% | Meets | 2 | >=-5% and <5% | Meets |
| | 1 | >=-10% and <-5% | Approaching | 1 | >=-10% and <-5% | Approaching | 1 | >=-10% and <-5% | Approaching |
| 0 | <-10% | Does not meet | 0 | <-10% | Does not meet | 0 | <-10% | Does not meet | |
| | Points | Range | Stoplight | Points | Range | Stoplight | Points | Range | Stoplight |
| | 2 | >=65% | Meets | 2 | >=65% | Meets | 2 | >=65% | Meets |
| | 1 | >=40% and <65% | Approaching | 1 | >=40% and <65% | Approaching | 1 | >=40% and <65% | Approaching |
| 0 | <40% | Does not meet | 0 | <40% | Does not meet | 0 | <40% | Does not meet | |
| 2.3b Disaggregated Group TCAP Status - FRL | Points | Range | Stoplight | Points | Range | Stoplight | Points | Range | Stoplight |
| | 2 | >=65% | Meets | 2 | >=65% | Meets | 2 | >=65% | Meets |
| | 1 | >=40% and <65% | Approaching | 1 | >=40% and <65% | Approaching | 1 | >=40% and <65% | Approaching |
| 0 | <40% | Does not meet | 0 | <40% | Does not meet | 0 | <40% | Does not meet | |
| 2.3c Disaggregated Group TCAP Status - Minority | Points | Range | Stoplight | Points | Range | Stoplight | Points | Range | Stoplight |
| | 2 | >=65% | Meets | 2 | >=65% | Meets | 2 | >=65% | Meets |
| | 1 | >=40% and <65% | Approaching | 1 | >=40% and <65% | Approaching | 1 | >=40% and <65% | Approaching |
| 0 | <40% | Does not meet | 0 | <40% | Does not meet | 0 | <40% | Does not meet | |
| 2.4 Students with Disabilities TCAP Status Comparison | Points | Range | Stoplight | Points | Range | Stoplight | Points | Range | Stoplight |
| | 2 | >=65% | Meets | 2 | >=65% | Meets | 2 | >=65% | Meets |
| | 1 | >=40% and <65% | Approaching | 1 | >=40% and <65% | Approaching | 1 | >=40% and <65% | Approaching |
| 0 | <40% | Does not meet | 0 | <40% | Does not meet | 0 | <40% | Does not meet | |

RUBRIC CUTS

2014 - SPF 2014

| | Elementary | Middle | High | | | | | | | | | | | | | | | | | | | | | | | | | | | | | | | | | | | | | | | | | | | | | |
|-------------------------------------|-----------------------------------------------------------------------------------------------------------------------------------------------------------------------------------------------------------------------------------------------------------------------------------------------------------------------------------------------------------------------------------------------|---------------|-------|-----------|---|---------|---------|---|-------------------|-------------|---|----------------|---------------|--------------------------------------------------------------------------------------------------------------------------------------------------------------------------------------------------------------------------------------------------------------------------------------------------------------------------------|--------|---------------|---------------------------------------------------------------------------------------------------------------------------------------------------------------------------------------------------------------------------------------------------------------------------------------------------------------------------------------------------------------------------------------------|--------|---------|-----------|---------------------------------------------------------------------------------------------------------------------------------------------------------------------|-------------------|-------------|-----------|----------------|---------------|------------------------------------------------------------------------------------------------------------------------------------------------------------------------------------------------------------------------------------------------------------------------------------------------------------------------------|---------------|-------------|-----------|-----|---------------|-----------------------------------------------------------------------------------------------------------------------------------------------------------------------------------------------------------------------------------------------------------------------------------------------------------------------------------------------------------------------------------------------|--------|------------------|-------------|---|-------|---------------|---|----------------|-------|---|----------------|-------------|---|------|---------------|
| 2.5 TCAP % Advanced | <table border="1"> <thead> <tr> <th>Points</th> <th>Range</th> <th>Stoplight</th> </tr> </thead> <tbody> <tr> <td>2</td> <td>>=10.0%</td> <td>Meets</td> </tr> <tr> <td>1</td> <td>>=5.0% and <10.0%</td> <td>Approaching</td> </tr> <tr> <td>0</td> <td><5.0%</td> <td>Does not meet</td> </tr> </tbody> </table> | Points | Range | Stoplight | 2 | >=10.0% | Meets | 1 | >=5.0% and <10.0% | Approaching | 0 | <5.0% | Does not meet | <table border="1"> <thead> <tr> <th>Points</th> <th>Range</th> <th>Stoplight</th> </tr> </thead> <tbody> <tr> <td>2</td> <td>>=10.0%</td> <td>Meets</td> </tr> <tr> <td>1</td> <td>>=5.0% and <10.0%</td> <td>Approaching</td> </tr> <tr> <td>0</td> <td><5.0%</td> <td>Does not meet</td> </tr> </tbody> </table> | Points | Range | Stoplight | 2 | >=10.0% | Meets | 1 | >=5.0% and <10.0% | Approaching | 0 | <5.0% | Does not meet | <table border="1"> <thead> <tr> <th>Points</th> <th>Range</th> <th>Stoplight</th> </tr> </thead> <tbody> <tr> <td>2</td> <td>>=5.0%</td> <td>Meets</td> </tr> <tr> <td>1</td> <td>>=2.5% and <5.0%</td> <td>Approaching</td> </tr> <tr> <td>0</td> <td><2.5%</td> <td>Does not meet</td> </tr> </tbody> </table> | Points | Range | Stoplight | 2 | >=5.0% | Meets | 1 | >=2.5% and <5.0% | Approaching | 0 | <2.5% | Does not meet | | | | | | | | | |
| Points | Range | Stoplight | | | | | | | | | | | | | | | | | | | | | | | | | | | | | | | | | | | | | | | | | | | | | | |
| 2 | >=10.0% | Meets | | | | | | | | | | | | | | | | | | | | | | | | | | | | | | | | | | | | | | | | | | | | | | |
| 1 | >=5.0% and <10.0% | Approaching | | | | | | | | | | | | | | | | | | | | | | | | | | | | | | | | | | | | | | | | | | | | | | |
| 0 | <5.0% | Does not meet | | | | | | | | | | | | | | | | | | | | | | | | | | | | | | | | | | | | | | | | | | | | | | |
| Points | Range | Stoplight | | | | | | | | | | | | | | | | | | | | | | | | | | | | | | | | | | | | | | | | | | | | | | |
| 2 | >=10.0% | Meets | | | | | | | | | | | | | | | | | | | | | | | | | | | | | | | | | | | | | | | | | | | | | | |
| 1 | >=5.0% and <10.0% | Approaching | | | | | | | | | | | | | | | | | | | | | | | | | | | | | | | | | | | | | | | | | | | | | | |
| 0 | <5.0% | Does not meet | | | | | | | | | | | | | | | | | | | | | | | | | | | | | | | | | | | | | | | | | | | | | | |
| Points | Range | Stoplight | | | | | | | | | | | | | | | | | | | | | | | | | | | | | | | | | | | | | | | | | | | | | | |
| 2 | >=5.0% | Meets | | | | | | | | | | | | | | | | | | | | | | | | | | | | | | | | | | | | | | | | | | | | | | |
| 1 | >=2.5% and <5.0% | Approaching | | | | | | | | | | | | | | | | | | | | | | | | | | | | | | | | | | | | | | | | | | | | | | |
| 0 | <2.5% | Does not meet | | | | | | | | | | | | | | | | | | | | | | | | | | | | | | | | | | | | | | | | | | | | | | |
| 2.6 ACCESS % at Expectations | <table border="1"> <thead> <tr> <th>Points</th> <th>Range</th> <th>Stoplight</th> </tr> </thead> <tbody> <tr> <td>3</td> <td>>=65%</td> <td>Exceeds</td> </tr> <tr> <td>2</td> <td>>=45% and <65%</td> <td>Meets</td> </tr> <tr> <td>1</td> <td>>=30% and <45%</td> <td>Approaching</td> </tr> <tr> <td>0</td> <td><30%</td> <td>Does not meet</td> </tr> </tbody> </table> | Points | Range | Stoplight | 3 | >=65% | Exceeds | 2 | >=45% and <65% | Meets | 1 | >=30% and <45% | Approaching | 0 | <30% | Does not meet | <table border="1"> <thead> <tr> <th>Points</th> <th>Range</th> <th>Stoplight</th> </tr> </thead> <tbody> <tr> <td>3</td> <td>>=20%</td> <td>Exceeds</td> </tr> <tr> <td>2</td> <td>>=11% and <20%</td> <td>Meets</td> </tr> <tr> <td>1</td> <td>>=5% and <11%</td> <td>Approaching</td> </tr> <tr> <td>0</td> <td><5%</td> <td>Does not meet</td> </tr> </tbody> </table> | Points | Range | Stoplight | 3 | >=20% | Exceeds | 2 | >=11% and <20% | Meets | 1 | >=5% and <11% | Approaching | 0 | <5% | Does not meet | <table border="1"> <thead> <tr> <th>Points</th> <th>Range</th> <th>Stoplight</th> </tr> </thead> <tbody> <tr> <td>3</td> <td>>=60%</td> <td>Exceeds</td> </tr> <tr> <td>2</td> <td>>=40% and <60%</td> <td>Meets</td> </tr> <tr> <td>1</td> <td>>=20% and <40%</td> <td>Approaching</td> </tr> <tr> <td>0</td> <td><20%</td> <td>Does not meet</td> </tr> </tbody> </table> | Points | Range | Stoplight | 3 | >=60% | Exceeds | 2 | >=40% and <60% | Meets | 1 | >=20% and <40% | Approaching | 0 | <20% | Does not meet |
| Points | Range | Stoplight | | | | | | | | | | | | | | | | | | | | | | | | | | | | | | | | | | | | | | | | | | | | | | |
| 3 | >=65% | Exceeds | | | | | | | | | | | | | | | | | | | | | | | | | | | | | | | | | | | | | | | | | | | | | | |
| 2 | >=45% and <65% | Meets | | | | | | | | | | | | | | | | | | | | | | | | | | | | | | | | | | | | | | | | | | | | | | |
| 1 | >=30% and <45% | Approaching | | | | | | | | | | | | | | | | | | | | | | | | | | | | | | | | | | | | | | | | | | | | | | |
| 0 | <30% | Does not meet | | | | | | | | | | | | | | | | | | | | | | | | | | | | | | | | | | | | | | | | | | | | | | |
| Points | Range | Stoplight | | | | | | | | | | | | | | | | | | | | | | | | | | | | | | | | | | | | | | | | | | | | | | |
| 3 | >=20% | Exceeds | | | | | | | | | | | | | | | | | | | | | | | | | | | | | | | | | | | | | | | | | | | | | | |
| 2 | >=11% and <20% | Meets | | | | | | | | | | | | | | | | | | | | | | | | | | | | | | | | | | | | | | | | | | | | | | |
| 1 | >=5% and <11% | Approaching | | | | | | | | | | | | | | | | | | | | | | | | | | | | | | | | | | | | | | | | | | | | | | |
| 0 | <5% | Does not meet | | | | | | | | | | | | | | | | | | | | | | | | | | | | | | | | | | | | | | | | | | | | | | |
| Points | Range | Stoplight | | | | | | | | | | | | | | | | | | | | | | | | | | | | | | | | | | | | | | | | | | | | | | |
| 3 | >=60% | Exceeds | | | | | | | | | | | | | | | | | | | | | | | | | | | | | | | | | | | | | | | | | | | | | | |
| 2 | >=40% and <60% | Meets | | | | | | | | | | | | | | | | | | | | | | | | | | | | | | | | | | | | | | | | | | | | | | |
| 1 | >=20% and <40% | Approaching | | | | | | | | | | | | | | | | | | | | | | | | | | | | | | | | | | | | | | | | | | | | | | |
| 0 | <20% | Does not meet | | | | | | | | | | | | | | | | | | | | | | | | | | | | | | | | | | | | | | | | | | | | | | |
| 2.7 DRA2/ELD2 | <table border="1"> <thead> <tr> <th>Points</th> <th>Range</th> <th>Stoplight</th> </tr> </thead> <tbody> <tr> <td>2</td> <td>>=50%</td> <td>Meets</td> </tr> <tr> <td>1</td> <td>>=30% and <50%</td> <td>Approaching</td> </tr> <tr> <td>0</td> <td><30%</td> <td>Does not meet</td> </tr> </tbody> </table> | Points | Range | Stoplight | 2 | >=50% | Meets | 1 | >=30% and <50% | Approaching | 0 | <30% | Does not meet | <table border="1"> <thead> <tr> <th>Points</th> <th>Range</th> <th>Stoplight</th> </tr> </thead> <tbody> <tr> <td></td> <td></td> <td></td> </tr> </tbody> </table> | Points | Range | Stoplight | | | | <table border="1"> <thead> <tr> <th>Points</th> <th>Range</th> <th>Stoplight</th> </tr> </thead> <tbody> <tr> <td></td> <td></td> <td></td> </tr> </tbody> </table> | Points | Range | Stoplight | | | | | | | | | | | | | | | | | | | | | | | | |
| Points | Range | Stoplight | | | | | | | | | | | | | | | | | | | | | | | | | | | | | | | | | | | | | | | | | | | | | | |
| 2 | >=50% | Meets | | | | | | | | | | | | | | | | | | | | | | | | | | | | | | | | | | | | | | | | | | | | | | |
| 1 | >=30% and <50% | Approaching | | | | | | | | | | | | | | | | | | | | | | | | | | | | | | | | | | | | | | | | | | | | | | |
| 0 | <30% | Does not meet | | | | | | | | | | | | | | | | | | | | | | | | | | | | | | | | | | | | | | | | | | | | | | |
| Points | Range | Stoplight | | | | | | | | | | | | | | | | | | | | | | | | | | | | | | | | | | | | | | | | | | | | | | |
| | | | | | | | | | | | | | | | | | | | | | | | | | | | | | | | | | | | | | | | | | | | | | | | | |
| Points | Range | Stoplight | | | | | | | | | | | | | | | | | | | | | | | | | | | | | | | | | | | | | | | | | | | | | | |
| | | | | | | | | | | | | | | | | | | | | | | | | | | | | | | | | | | | | | | | | | | | | | | | | |

RUBRIC CUTS

2014 - SPF 2014

| | Elementary | | | Middle | | | High | | |
|--------------------------------------------------------------|------------|-------|-----------|--------|-------|-----------|-------------------|---------------------------------------------------------|-------------------------------------------------------------------------------------|
| 3.1 CDE Graduation Rate Change | Points | Range | Stoplight | Points | Range | Stoplight | Points | Range | Stoplight |
| | | | | | | | 12 8 4 0 | >=10% >=5% and <10% >=0% and <5% <0% | Exceeds Meets Approaching Does not meet |
| | | | | | | | | | <i>* OR the current graduation rate is >=90%</i> |
| 3.2 DPS 4-year Cohort Graduation Rate Change | Points | Range | Stoplight | Points | Range | Stoplight | Points | Range | Stoplight |
| | | | | | | | 12 8 4 0 | >=10% >=5% and <10% >=0% and <5% <0% | Exceeds Meets Approaching Does not meet |
| | | | | | | | | | <i>* OR the current graduation rate is >=70%</i> |
| 3.3 On Track to Graduation Rate Change | Points | Range | Stoplight | Points | Range | Stoplight | Points | Range | Stoplight |
| | | | | | | | 6 4 2 0 | >=4.0% >=2.5% and <4.0% >=0.0% and <2.5% <0.0% | Exceeds Meets Approaching Does not meet |
| | | | | | | | | | <i>* OR the current percentage of students on track to graduation is >=85.0%</i> |
| 3.4 Post-Secondary Readiness Course Enrollment Change | Points | Range | Stoplight | Points | Range | Stoplight | Points | Range | Stoplight |
| | | | | | | | 4 2 0 | >=5% >=0% and <5% <0% | Meets Approaching Does not meet |
| | | | | | | | | | <i>* OR the current year's percentage is >=80%</i> |
| 3.5 AP/IB Exam Passing Count Change | Points | Range | Stoplight | Points | Range | Stoplight | Points | Range | Stoplight |
| | | | | | | | 4 2 0 | >=3.5% >=0.0% and <3.5% <0.0% | Meets Approaching Does not meet |
| | | | | | | | | | <i>* OR the current year's percentage is >=90.0%</i> |

RUBRIC CUTS

2014 - SPF 2014

| | Elementary | | | Middle | | | High | | |
|----------------------------------------------------------|------------|-------|-----------|--------|-------|-----------|---------------------------------------------------------|---------------------------------------------------|--------------------------------------------------|
| | Points | Range | Stoplight | Points | Range | Stoplight | Points | Range | Stoplight |
| 3.6 Post-Secondary Readiness Course Passing Count Change | | | | | | | 4 2 0 | >=3.5% >=0.0% and <3.5% <0.0% | Meets Approaching Does not meet |
| | | | | | | | <i>* OR the current year's percentage is >=90.0%</i> | | |
| 4.1a COACT % Proficient/Above - Reading | | | | | | | 3 2 1 0 | >=50% >=35% and <50% >=20% and <35% <20% | Exceeds Meets Approaching Does not meet |
| 4.1b COACT % Proficient/Above - Math | | | | | | | 3 2 1 0 | >=40% >=20% and <40% >=15% and <20% <15% | Exceeds Meets Approaching Does not meet |
| 4.1c COACT % Proficient/Above - English | | | | | | | 3 2 1 0 | >=60% >=40% and <60% >=20% and <40% <20% | Exceeds Meets Approaching Does not meet |

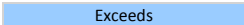
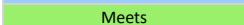
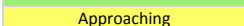

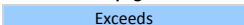
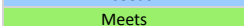


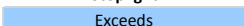



RUBRIC CUTS

2014 - SPF 2014

| | Elementary | | | Middle | | | High | | |
|----------------------------------------------------------------------------|------------|-------|-----------|--------|-------|-----------|------------------|---------------------------------------------------|--------------------------------------------------|
| 4.1d COACT % Proficient/Above - Science | Points | Range | Stoplight | Points | Range | Stoplight | Points | Range | Stoplight |
| | | | | | | | 3 2 1 0 | >=30% >=20% and <30% >=10% and <20% <10% | Exceeds Meets Approaching Does not meet |
| 4.2a COACT % Proficient/Above compared to Similar Schools - Reading | Points | Range | Stoplight | Points | Range | Stoplight | Points | Range | Stoplight |
| | | | | | | | 3 2 1 0 | >=5% >=-5% and <5% >=-10% and <-5% <-10% | Exceeds Meets Approaching Does not meet |
| 4.2b COACT % Proficient/Above compared to Similar Schools - Math | Points | Range | Stoplight | Points | Range | Stoplight | Points | Range | Stoplight |
| | | | | | | | 3 2 1 0 | >=5% >=-5% and <5% >=-10% and <-5% <-10% | Exceeds Meets Approaching Does not meet |
| 4.2c COACT % Proficient/Above compared to Similar Schools - English | Points | Range | Stoplight | Points | Range | Stoplight | Points | Range | Stoplight |
| | | | | | | | 3 2 1 0 | >=5% >=-5% and <5% >=-10% and <-5% <-10% | Exceeds Meets Approaching Does not meet |
| 4.2d COACT % Proficient/Above compared to Similar Schools - Science | Points | Range | Stoplight | Points | Range | Stoplight | Points | Range | Stoplight |
| | | | | | | | 3 2 1 0 | >=5% >=-5% and <5% >=-10% and <-5% <-10% | Exceeds Meets Approaching Does not meet |

RUBRIC CUTS

2014 - SPF 2014

| | Elementary | | | Middle | | | High | | |
|--------------------------------------------------------------------|------------|-------|-----------|--------|-------|-----------|-----------------------------------|-------------------------------------------------------------------|------------------------------------------------------------------------------------------------------------------------------------------------------------------------------------------------------------------------------------------------------------------------------------------------------------------------------------------------------------------------------|
| | Points | Range | Stoplight | Points | Range | Stoplight | Points | Range | Stoplight |
| 4.3 CDE Best-of Graduation Rate | | | | | | | Points 6 4 2 0 | Range >=90% >=80% and <90% >=70% and <80% <70% | Stoplight     |
| 4.4 CDE Best-of Graduation Rate compared to Similar Schools | | | | | | | Points 6 4 2 0 | Range >=5% >=-5% and <5% >=-10% and <-5% <-10% | Stoplight     |
| 4.5 On Track to Graduation Rate | | | | | | | Points 3 2 1 0 | Range >=90% >=75% and <90% >=60% and <75% <60% | Stoplight     |

RUBRIC CUTS

2014 - SPF 2014

| | Elementary | | | Middle | | | High | | |
|--------------------------------------------------------|------------|-------|-----------|--------|-------|-----------|--------|------------------------|---------------|
| 4.6 Post-Secondary Readiness Course Enrollment | Points | Range | Stoplight | Points | Range | Stoplight | Points | Range | Stoplight |
| | | | | | | | 2 | >=80% | Meets |
| | | | | | | | 1 | >=60% and <80% | Approaching |
| | | | | | | | 0 | <60% | Does not meet |
| 4.7 AP/IB Exam Passing Rate | Points | Range | Stoplight | Points | Range | Stoplight | Points | Range | Stoplight |
| | | | | | | | 2 | >=50% | Meets |
| | | | | | | | 1 | >=25% and <50% | Approaching |
| | | | | | | | 0 | <25% | Does not meet |
| 4.8 Post-Secondary Rediness Course Passing Rate | Points | Range | Stoplight | Points | Range | Stoplight | Points | Range | Stoplight |
| | | | | | | | 2 | >=75% | Meets |
| | | | | | | | 1 | >=60% and <75% | Approaching |
| | | | | | | | 0 | <60% | Does not meet |
| 4.9a College Remediation Rate - Math | Points | Range | Stoplight | Points | Range | Stoplight | Points | Range | Stoplight |
| | | | | | | | 3 | >=90% | Exceeds |
| | | | | | | | 2 | >=80% and <90% | Meets |
| | | | | | | | 1 | >=60% and <80% | Approaching |
| | | | | | | | 0 | >=-999999900% and <60% | Does not meet |
| 4.9b College Remediation Rate - Reading | Points | Range | Stoplight | Points | Range | Stoplight | Points | Range | Stoplight |
| | | | | | | | 3 | >=90% | Exceeds |
| | | | | | | | 2 | >=80% and <90% | Meets |
| | | | | | | | 1 | >=60% and <80% | Approaching |
| | | | | | | | 0 | >=-999999900% and <60% | Does not meet |

RUBRIC CUTS

2014 - SPF 2014

| | Elementary | | | Middle | | | High | | |
|-----------------------------------------------------------------------------|------------|-------|-----------|--------|-------|-----------|-----------------------------------|--------------------------------------------------------------------------------------|----------------------------------------------------------------------|
| | Points | Range | Stoplight | Points | Range | Stoplight | Points | Range | Stoplight |
| 4.9c College Remediation Rate - Writing | | | | | | | Points 3 2 1 0 | Range >=90% >=80% and <90% >=60% and <80% >=-9999999900% and <60% | Stoplight Exceeds Meets Approaching Does not meet |
| 4.10a College Remediation Rate compared to Similar Schools - Math | | | | | | | Points 2 1 0 | Range >=110% >=90% and <110% >=-9999999900% and <90% | Stoplight Above Same Below |
| 4.10b College Remediation Rate compared to Similar Schools - Reading | | | | | | | Points 2 1 0 | Range >=110% >=90% and <110% >=-9999999900% and <90% | Stoplight Above Same Below |
| 4.10c College Remediation Rate compared to Similar Schools - Writing | | | | | | | Points 2 1 0 | Range >=110% >=90% and <110% >=-9999999900% and <90% | Stoplight Above Same Below |

RUBRIC CUTS

2014 - SPF 2014

| | Elementary | Middle | High | | | | | | | | | | | | | | | | | | | | | | | | | | | | | | | | | | | | | | | | | | | | | |
|---------------------------------------------------------------|------------------------------------------------------------------------------------------------------------------------------------------------------------------------------------------------------------------------------------------------------------------------------------------------------------------------------------------------------------------------------------------------------|----------------|-------|-----------|---|-------|----------------|---|----------------|----------------|---|----------------|---------------|-------------------------------------------------------------------------------------------------------------------------------------------------------------------------------------------------------------------------------------------------------------------------------------------------------------------------------------------------------------------------------------|--------|----------------|------------------------------------------------------------------------------------------------------------------------------------------------------------------------------------------------------------------------------------------------------------------------------------------------------------------------------------------------------------------------------------------------------|--------|-------|-----------|---|---------------|----------------|---|----------------|----------------|------------------------------------------------------------------------------------------------------------------------------------------------------------------------------------------------------------------------------------------------------------------------------------------------------------------------|----------------|---------------|-----------|------|----------------|------------------------------------------------------------------------------------------------------------------------------------------------------------------------------------------------------------------------------------------------------------------------------------------------------------------------------------------------------------------------------------------------------|--------|---------------|-------------|---|-------|----------------|---|----------------|----------------|---|----------------|---------------|---|------|----------------|
| 5.1 Attendance Rate | <table border="1"> <thead> <tr> <th>Points</th> <th>Range</th> <th>Stoplight</th> </tr> </thead> <tbody> <tr> <td>3</td> <td>>=95%</td> <td>Exceeds</td> </tr> <tr> <td>2</td> <td>>=94% and <95%</td> <td>Meets</td> </tr> <tr> <td>1</td> <td>>=93% and <94%</td> <td>Approaching</td> </tr> <tr> <td>0</td> <td><93%</td> <td>Does not meet</td> </tr> </tbody> </table> | Points | Range | Stoplight | 3 | >=95% | Exceeds | 2 | >=94% and <95% | Meets | 1 | >=93% and <94% | Approaching | 0 | <93% | Does not meet | <table border="1"> <thead> <tr> <th>Points</th> <th>Range</th> <th>Stoplight</th> </tr> </thead> <tbody> <tr> <td>3</td> <td>>=95%</td> <td>Exceeds</td> </tr> <tr> <td>2</td> <td>>=92% and <95%</td> <td>Meets</td> </tr> <tr> <td>1</td> <td>>=90% and <92%</td> <td>Approaching</td> </tr> <tr> <td>0</td> <td><90%</td> <td>Does not meet</td> </tr> </tbody> </table> | Points | Range | Stoplight | 3 | >=95% | Exceeds | 2 | >=92% and <95% | Meets | 1 | >=90% and <92% | Approaching | 0 | <90% | Does not meet | <table border="1"> <thead> <tr> <th>Points</th> <th>Range</th> <th>Stoplight</th> </tr> </thead> <tbody> <tr> <td>3</td> <td>>=93%</td> <td>Exceeds</td> </tr> <tr> <td>2</td> <td>>=90% and <93%</td> <td>Meets</td> </tr> <tr> <td>1</td> <td>>=85% and <90%</td> <td>Approaching</td> </tr> <tr> <td>0</td> <td><85%</td> <td>Does not meet</td> </tr> </tbody> </table> | Points | Range | Stoplight | 3 | >=93% | Exceeds | 2 | >=90% and <93% | Meets | 1 | >=85% and <90% | Approaching | 0 | <85% | Does not meet |
| Points | Range | Stoplight | | | | | | | | | | | | | | | | | | | | | | | | | | | | | | | | | | | | | | | | | | | | | | |
| 3 | >=95% | Exceeds | | | | | | | | | | | | | | | | | | | | | | | | | | | | | | | | | | | | | | | | | | | | | | |
| 2 | >=94% and <95% | Meets | | | | | | | | | | | | | | | | | | | | | | | | | | | | | | | | | | | | | | | | | | | | | | |
| 1 | >=93% and <94% | Approaching | | | | | | | | | | | | | | | | | | | | | | | | | | | | | | | | | | | | | | | | | | | | | | |
| 0 | <93% | Does not meet | | | | | | | | | | | | | | | | | | | | | | | | | | | | | | | | | | | | | | | | | | | | | | |
| Points | Range | Stoplight | | | | | | | | | | | | | | | | | | | | | | | | | | | | | | | | | | | | | | | | | | | | | | |
| 3 | >=95% | Exceeds | | | | | | | | | | | | | | | | | | | | | | | | | | | | | | | | | | | | | | | | | | | | | | |
| 2 | >=92% and <95% | Meets | | | | | | | | | | | | | | | | | | | | | | | | | | | | | | | | | | | | | | | | | | | | | | |
| 1 | >=90% and <92% | Approaching | | | | | | | | | | | | | | | | | | | | | | | | | | | | | | | | | | | | | | | | | | | | | | |
| 0 | <90% | Does not meet | | | | | | | | | | | | | | | | | | | | | | | | | | | | | | | | | | | | | | | | | | | | | | |
| Points | Range | Stoplight | | | | | | | | | | | | | | | | | | | | | | | | | | | | | | | | | | | | | | | | | | | | | | |
| 3 | >=93% | Exceeds | | | | | | | | | | | | | | | | | | | | | | | | | | | | | | | | | | | | | | | | | | | | | | |
| 2 | >=90% and <93% | Meets | | | | | | | | | | | | | | | | | | | | | | | | | | | | | | | | | | | | | | | | | | | | | | |
| 1 | >=85% and <90% | Approaching | | | | | | | | | | | | | | | | | | | | | | | | | | | | | | | | | | | | | | | | | | | | | | |
| 0 | <85% | Does not meet | | | | | | | | | | | | | | | | | | | | | | | | | | | | | | | | | | | | | | | | | | | | | | |
| 5.2 Student Satisfaction | <table border="1"> <thead> <tr> <th>Points</th> <th>Range</th> <th>Stoplight</th> </tr> </thead> <tbody> <tr> <td>3</td> <td>>=90%</td> <td>Exceeds</td> </tr> <tr> <td>2</td> <td>>=85% and <90%</td> <td>Meets</td> </tr> <tr> <td>1</td> <td>>=80% and <85%</td> <td>Approaching</td> </tr> <tr> <td>0</td> <td><80%</td> <td>Does not meet</td> </tr> </tbody> </table> | Points | Range | Stoplight | 3 | >=90% | Exceeds | 2 | >=85% and <90% | Meets | 1 | >=80% and <85% | Approaching | 0 | <80% | Does not meet | <table border="1"> <thead> <tr> <th>Points</th> <th>Range</th> <th>Stoplight</th> </tr> </thead> <tbody> <tr> <td>3</td> <td>>=90%</td> <td>Exceeds</td> </tr> <tr> <td>2</td> <td>>=85% and <90%</td> <td>Meets</td> </tr> <tr> <td>1</td> <td>>=80% and <85%</td> <td>Approaching</td> </tr> <tr> <td>0</td> <td><80%</td> <td>Does not meet</td> </tr> </tbody> </table> | Points | Range | Stoplight | 3 | >=90% | Exceeds | 2 | >=85% and <90% | Meets | 1 | >=80% and <85% | Approaching | 0 | <80% | Does not meet | <table border="1"> <thead> <tr> <th>Points</th> <th>Range</th> <th>Stoplight</th> </tr> </thead> <tbody> <tr> <td>3</td> <td>>=90%</td> <td>Exceeds</td> </tr> <tr> <td>2</td> <td>>=85% and <90%</td> <td>Meets</td> </tr> <tr> <td>1</td> <td>>=80% and <85%</td> <td>Approaching</td> </tr> <tr> <td>0</td> <td><80%</td> <td>Does not meet</td> </tr> </tbody> </table> | Points | Range | Stoplight | 3 | >=90% | Exceeds | 2 | >=85% and <90% | Meets | 1 | >=80% and <85% | Approaching | 0 | <80% | Does not meet |
| Points | Range | Stoplight | | | | | | | | | | | | | | | | | | | | | | | | | | | | | | | | | | | | | | | | | | | | | | |
| 3 | >=90% | Exceeds | | | | | | | | | | | | | | | | | | | | | | | | | | | | | | | | | | | | | | | | | | | | | | |
| 2 | >=85% and <90% | Meets | | | | | | | | | | | | | | | | | | | | | | | | | | | | | | | | | | | | | | | | | | | | | | |
| 1 | >=80% and <85% | Approaching | | | | | | | | | | | | | | | | | | | | | | | | | | | | | | | | | | | | | | | | | | | | | | |
| 0 | <80% | Does not meet | | | | | | | | | | | | | | | | | | | | | | | | | | | | | | | | | | | | | | | | | | | | | | |
| Points | Range | Stoplight | | | | | | | | | | | | | | | | | | | | | | | | | | | | | | | | | | | | | | | | | | | | | | |
| 3 | >=90% | Exceeds | | | | | | | | | | | | | | | | | | | | | | | | | | | | | | | | | | | | | | | | | | | | | | |
| 2 | >=85% and <90% | Meets | | | | | | | | | | | | | | | | | | | | | | | | | | | | | | | | | | | | | | | | | | | | | | |
| 1 | >=80% and <85% | Approaching | | | | | | | | | | | | | | | | | | | | | | | | | | | | | | | | | | | | | | | | | | | | | | |
| 0 | <80% | Does not meet | | | | | | | | | | | | | | | | | | | | | | | | | | | | | | | | | | | | | | | | | | | | | | |
| Points | Range | Stoplight | | | | | | | | | | | | | | | | | | | | | | | | | | | | | | | | | | | | | | | | | | | | | | |
| 3 | >=90% | Exceeds | | | | | | | | | | | | | | | | | | | | | | | | | | | | | | | | | | | | | | | | | | | | | | |
| 2 | >=85% and <90% | Meets | | | | | | | | | | | | | | | | | | | | | | | | | | | | | | | | | | | | | | | | | | | | | | |
| 1 | >=80% and <85% | Approaching | | | | | | | | | | | | | | | | | | | | | | | | | | | | | | | | | | | | | | | | | | | | | | |
| 0 | <80% | Does not meet | | | | | | | | | | | | | | | | | | | | | | | | | | | | | | | | | | | | | | | | | | | | | | |
| 5.3 Center-Based Program Offerings | <table border="1"> <thead> <tr> <th>Points</th> <th>Range</th> <th>Stoplight</th> </tr> </thead> <tbody> <tr> <td>3</td> <td>>=5</td> <td>3 Bonus Points</td> </tr> <tr> <td>2</td> <td>>=3 and <5</td> <td>2 Bonus Points</td> </tr> <tr> <td>1</td> <td>>=1 and <3</td> <td>1 Bonus Point</td> </tr> <tr> <td>0</td> <td><1</td> <td>0 Bonus Points</td> </tr> </tbody> </table> | Points | Range | Stoplight | 3 | >=5 | 3 Bonus Points | 2 | >=3 and <5 | 2 Bonus Points | 1 | >=1 and <3 | 1 Bonus Point | 0 | <1 | 0 Bonus Points | <table border="1"> <thead> <tr> <th>Points</th> <th>Range</th> <th>Stoplight</th> </tr> </thead> <tbody> <tr> <td>3</td> <td>>=5</td> <td>3 Bonus Points</td> </tr> <tr> <td>2</td> <td>>=3 and <5</td> <td>2 Bonus Points</td> </tr> <tr> <td>1</td> <td>>=1 and <3</td> <td>1 Bonus Point</td> </tr> <tr> <td>0</td> <td><1</td> <td>0 Bonus Points</td> </tr> </tbody> </table> | Points | Range | Stoplight | 3 | >=5 | 3 Bonus Points | 2 | >=3 and <5 | 2 Bonus Points | 1 | >=1 and <3 | 1 Bonus Point | 0 | <1 | 0 Bonus Points | <table border="1"> <thead> <tr> <th>Points</th> <th>Range</th> <th>Stoplight</th> </tr> </thead> <tbody> <tr> <td>3</td> <td>>=5</td> <td>3 Bonus Points</td> </tr> <tr> <td>2</td> <td>>=3 and <5</td> <td>2 Bonus Points</td> </tr> <tr> <td>1</td> <td>>=1 and <3</td> <td>1 Bonus Point</td> </tr> <tr> <td>0</td> <td><1</td> <td>0 Bonus Points</td> </tr> </tbody> </table> | Points | Range | Stoplight | 3 | >=5 | 3 Bonus Points | 2 | >=3 and <5 | 2 Bonus Points | 1 | >=1 and <3 | 1 Bonus Point | 0 | <1 | 0 Bonus Points |
| Points | Range | Stoplight | | | | | | | | | | | | | | | | | | | | | | | | | | | | | | | | | | | | | | | | | | | | | | |
| 3 | >=5 | 3 Bonus Points | | | | | | | | | | | | | | | | | | | | | | | | | | | | | | | | | | | | | | | | | | | | | | |
| 2 | >=3 and <5 | 2 Bonus Points | | | | | | | | | | | | | | | | | | | | | | | | | | | | | | | | | | | | | | | | | | | | | | |
| 1 | >=1 and <3 | 1 Bonus Point | | | | | | | | | | | | | | | | | | | | | | | | | | | | | | | | | | | | | | | | | | | | | | |
| 0 | <1 | 0 Bonus Points | | | | | | | | | | | | | | | | | | | | | | | | | | | | | | | | | | | | | | | | | | | | | | |
| Points | Range | Stoplight | | | | | | | | | | | | | | | | | | | | | | | | | | | | | | | | | | | | | | | | | | | | | | |
| 3 | >=5 | 3 Bonus Points | | | | | | | | | | | | | | | | | | | | | | | | | | | | | | | | | | | | | | | | | | | | | | |
| 2 | >=3 and <5 | 2 Bonus Points | | | | | | | | | | | | | | | | | | | | | | | | | | | | | | | | | | | | | | | | | | | | | | |
| 1 | >=1 and <3 | 1 Bonus Point | | | | | | | | | | | | | | | | | | | | | | | | | | | | | | | | | | | | | | | | | | | | | | |
| 0 | <1 | 0 Bonus Points | | | | | | | | | | | | | | | | | | | | | | | | | | | | | | | | | | | | | | | | | | | | | | |
| Points | Range | Stoplight | | | | | | | | | | | | | | | | | | | | | | | | | | | | | | | | | | | | | | | | | | | | | | |
| 3 | >=5 | 3 Bonus Points | | | | | | | | | | | | | | | | | | | | | | | | | | | | | | | | | | | | | | | | | | | | | | |
| 2 | >=3 and <5 | 2 Bonus Points | | | | | | | | | | | | | | | | | | | | | | | | | | | | | | | | | | | | | | | | | | | | | | |
| 1 | >=1 and <3 | 1 Bonus Point | | | | | | | | | | | | | | | | | | | | | | | | | | | | | | | | | | | | | | | | | | | | | | |
| 0 | <1 | 0 Bonus Points | | | | | | | | | | | | | | | | | | | | | | | | | | | | | | | | | | | | | | | | | | | | | | |
| 6.1 Re-Enrollment Rate compared to Similar Schools | <table border="1"> <thead> <tr> <th>Points</th> <th>Range</th> <th>Stoplight</th> </tr> </thead> <tbody> <tr> <td>2</td> <td>>=5%</td> <td>Meets</td> </tr> <tr> <td>1</td> <td>>=-5% and <5%</td> <td>Approaching</td> </tr> <tr> <td>0</td> <td><-5%</td> <td>Does not meet</td> </tr> </tbody> </table> | Points | Range | Stoplight | 2 | >=5% | Meets | 1 | >=-5% and <5% | Approaching | 0 | <-5% | Does not meet | <table border="1"> <thead> <tr> <th>Points</th> <th>Range</th> <th>Stoplight</th> </tr> </thead> <tbody> <tr> <td>2</td> <td>>=5%</td> <td>Meets</td> </tr> <tr> <td>1</td> <td>>=-5% and <5%</td> <td>Approaching</td> </tr> <tr> <td>0</td> <td><-5%</td> <td>Does not meet</td> </tr> </tbody> </table> | Points | Range | Stoplight | 2 | >=5% | Meets | 1 | >=-5% and <5% | Approaching | 0 | <-5% | Does not meet | <table border="1"> <thead> <tr> <th>Points</th> <th>Range</th> <th>Stoplight</th> </tr> </thead> <tbody> <tr> <td>2</td> <td>>=5%</td> <td>Meets</td> </tr> <tr> <td>1</td> <td>>=-5% and <5%</td> <td>Approaching</td> </tr> <tr> <td>0</td> <td><-5%</td> <td>Does not meet</td> </tr> </tbody> </table> | Points | Range | Stoplight | 2 | >=5% | Meets | 1 | >=-5% and <5% | Approaching | 0 | <-5% | Does not meet | | | | | | | | | |
| Points | Range | Stoplight | | | | | | | | | | | | | | | | | | | | | | | | | | | | | | | | | | | | | | | | | | | | | | |
| 2 | >=5% | Meets | | | | | | | | | | | | | | | | | | | | | | | | | | | | | | | | | | | | | | | | | | | | | | |
| 1 | >=-5% and <5% | Approaching | | | | | | | | | | | | | | | | | | | | | | | | | | | | | | | | | | | | | | | | | | | | | | |
| 0 | <-5% | Does not meet | | | | | | | | | | | | | | | | | | | | | | | | | | | | | | | | | | | | | | | | | | | | | | |
| Points | Range | Stoplight | | | | | | | | | | | | | | | | | | | | | | | | | | | | | | | | | | | | | | | | | | | | | | |
| 2 | >=5% | Meets | | | | | | | | | | | | | | | | | | | | | | | | | | | | | | | | | | | | | | | | | | | | | | |
| 1 | >=-5% and <5% | Approaching | | | | | | | | | | | | | | | | | | | | | | | | | | | | | | | | | | | | | | | | | | | | | | |
| 0 | <-5% | Does not meet | | | | | | | | | | | | | | | | | | | | | | | | | | | | | | | | | | | | | | | | | | | | | | |
| Points | Range | Stoplight | | | | | | | | | | | | | | | | | | | | | | | | | | | | | | | | | | | | | | | | | | | | | | |
| 2 | >=5% | Meets | | | | | | | | | | | | | | | | | | | | | | | | | | | | | | | | | | | | | | | | | | | | | | |
| 1 | >=-5% and <5% | Approaching | | | | | | | | | | | | | | | | | | | | | | | | | | | | | | | | | | | | | | | | | | | | | | |
| 0 | <-5% | Does not meet | | | | | | | | | | | | | | | | | | | | | | | | | | | | | | | | | | | | | | | | | | | | | | |
| 6.2 % Enrolled Entire Year compared to Similar Schools | <table border="1"> <thead> <tr> <th>Points</th> <th>Range</th> <th>Stoplight</th> </tr> </thead> <tbody> <tr> <td>2</td> <td>>=5%</td> <td>Meets</td> </tr> <tr> <td>1</td> <td>>=-5% and <5%</td> <td>Approaching</td> </tr> <tr> <td>0</td> <td><-5%</td> <td>Does not meet</td> </tr> </tbody> </table> <p><i>* OR current percent enrolled year is >=95%</i></p> | Points | Range | Stoplight | 2 | >=5% | Meets | 1 | >=-5% and <5% | Approaching | 0 | <-5% | Does not meet | <table border="1"> <thead> <tr> <th>Points</th> <th>Range</th> <th>Stoplight</th> </tr> </thead> <tbody> <tr> <td>2</td> <td>>=5%</td> <td>Meets</td> </tr> <tr> <td>1</td> <td>>=-5% and <5%</td> <td>Approaching</td> </tr> <tr> <td>0</td> <td><-5%</td> <td>Does not meet</td> </tr> </tbody> </table> <p><i>* OR current percent enrolled year is >=95%</i></p> | Points | Range | Stoplight | 2 | >=5% | Meets | 1 | >=-5% and <5% | Approaching | 0 | <-5% | Does not meet | <table border="1"> <thead> <tr> <th>Points</th> <th>Range</th> <th>Stoplight</th> </tr> </thead> <tbody> <tr> <td>2</td> <td>>=5%</td> <td>Meets</td> </tr> <tr> <td>1</td> <td>>=-5% and <5%</td> <td>Approaching</td> </tr> <tr> <td>0</td> <td><-5%</td> <td>Does not meet</td> </tr> </tbody> </table> | Points | Range | Stoplight | 2 | >=5% | Meets | 1 | >=-5% and <5% | Approaching | 0 | <-5% | Does not meet | | | | | | | | | |
| Points | Range | Stoplight | | | | | | | | | | | | | | | | | | | | | | | | | | | | | | | | | | | | | | | | | | | | | | |
| 2 | >=5% | Meets | | | | | | | | | | | | | | | | | | | | | | | | | | | | | | | | | | | | | | | | | | | | | | |
| 1 | >=-5% and <5% | Approaching | | | | | | | | | | | | | | | | | | | | | | | | | | | | | | | | | | | | | | | | | | | | | | |
| 0 | <-5% | Does not meet | | | | | | | | | | | | | | | | | | | | | | | | | | | | | | | | | | | | | | | | | | | | | | |
| Points | Range | Stoplight | | | | | | | | | | | | | | | | | | | | | | | | | | | | | | | | | | | | | | | | | | | | | | |
| 2 | >=5% | Meets | | | | | | | | | | | | | | | | | | | | | | | | | | | | | | | | | | | | | | | | | | | | | | |
| 1 | >=-5% and <5% | Approaching | | | | | | | | | | | | | | | | | | | | | | | | | | | | | | | | | | | | | | | | | | | | | | |
| 0 | <-5% | Does not meet | | | | | | | | | | | | | | | | | | | | | | | | | | | | | | | | | | | | | | | | | | | | | | |
| Points | Range | Stoplight | | | | | | | | | | | | | | | | | | | | | | | | | | | | | | | | | | | | | | | | | | | | | | |
| 2 | >=5% | Meets | | | | | | | | | | | | | | | | | | | | | | | | | | | | | | | | | | | | | | | | | | | | | | |
| 1 | >=-5% and <5% | Approaching | | | | | | | | | | | | | | | | | | | | | | | | | | | | | | | | | | | | | | | | | | | | | | |
| 0 | <-5% | Does not meet | | | | | | | | | | | | | | | | | | | | | | | | | | | | | | | | | | | | | | | | | | | | | | |

RUBRIC CUTS

2014 - SPF 2014

| | Elementary | | | Middle | | | High | | |
|-----------------------------------------------------|------------|----------------|----------------|--------|----------------|----------------|--------|----------------|----------------|
| | Points | Range | Stoplight | Points | Range | Stoplight | Points | Range | Stoplight |
| 6.3 Dropout Rate | | | | | | | 2 | <3% | Meets |
| | | | | | | | 1 | >=3% and <5% | Approaching |
| | | | | | | | 0 | >=5% | Does not meet |
| 6.4 Enrollment Change | Points | Range | Stoplight | Points | Range | Stoplight | Points | Range | Stoplight |
| | 2 | >=4% | 2 Bonus Points | 2 | >=2% | 2 Bonus Points | 4 | >=2% | 4 Bonus Points |
| | 1 | >=2% and <4% | 1 Bonus Point | 1 | >=0% and <2% | 1 Bonus Point | 2 | >=0% and <2% | 2 Bonus Points |
| | 0 | <2% | 0 Bonus Points | 0 | <0% | 0 Bonus Points | 0 | <0% | 0 Bonus Points |
| 7.1 Parent Satisfaction Survey | Points | Range | Stoplight | Points | Range | Stoplight | Points | Range | Stoplight |
| | 6 | >=90% | Exceeds | 6 | >=90% | Exceeds | 4 | >=77% | Meets |
| | 4 | >=82% and <90% | Meets | 4 | >=79% and <90% | Meets | 2 | >=69% and <77% | Approaching |
| | 2 | >=78% and <82% | Approaching | 2 | >=70% and <79% | Approaching | 0 | <69% | Does not meet |
| | 0 | <78% | Does not meet | 0 | <70% | Does not meet | | | |
| 7.2 Parent Satisfaction Survey Response Rate | Points | Range | Stoplight | Points | Range | Stoplight | Points | Range | Stoplight |
| | 2 | >=50% | Meets | 2 | >=50% | Meets | 2 | >=30% | Meets |
| | 1 | >=20% and <50% | Approaching | 1 | >=20% and <50% | Approaching | 1 | >=20% and <30% | Approaching |
| | 0 | <20% | Does not meet | 0 | <20% | Does not meet | 0 | <20% | Does not meet |
| 7.3 Parent Satisfaction and Engagement | Points | Range | Stoplight | Points | Range | Stoplight | Points | Range | Stoplight |
| | 2 | >=50% | Meets | 2 | >=50% | Meets | 2 | >=30% | Meets |
| | 1 | >=20% and <50% | Approaching | 1 | >=20% and <50% | Approaching | 1 | >=20% and <30% | Approaching |
| | 0 | <20% | Does not meet | 0 | <20% | Does not meet | 0 | <20% | Does not meet |