

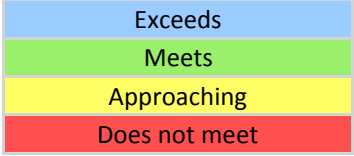
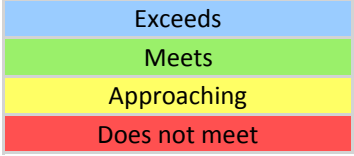
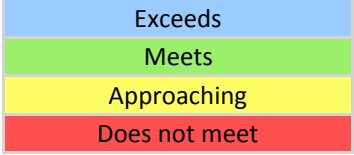
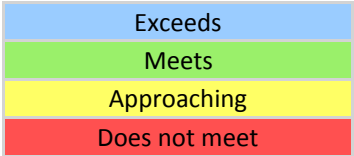
Early Education Framework Rubric Cuts

SPF 2014

	Elementary		
1.1 STAR Catch-Up Growth	Points 6 4 2 0	Range >=40% >=20% and <40% >=10% and <20% <10%	Stoplight <div style="background-color: #add8e6; padding: 2px; text-align: center;">Exceeds</div> <div style="background-color: #90ee90; padding: 2px; text-align: center;">Meets</div> <div style="background-color: #ffff00; padding: 2px; text-align: center;">Approaching</div> <div style="background-color: #ff0000; padding: 2px; text-align: center;">Does not meet</div>
1.2 STAR Keep-Up Growth	Points 6 4 2 0	Range >=96% >=87% and <96% >=70% and <87% <70%	Stoplight <div style="background-color: #add8e6; padding: 2px; text-align: center;">Exceeds</div> <div style="background-color: #90ee90; padding: 2px; text-align: center;">Meets</div> <div style="background-color: #ffff00; padding: 2px; text-align: center;">Approaching</div> <div style="background-color: #ff0000; padding: 2px; text-align: center;">Does not meet</div>
1.3 DRA2/EDL2 Growth	Points 4 2 0	Range >=75% >=50% and <75% <50%	Stoplight <div style="background-color: #90ee90; padding: 2px; text-align: center;">Meets</div> <div style="background-color: #ffff00; padding: 2px; text-align: center;">Approaching</div> <div style="background-color: #ff0000; padding: 2px; text-align: center;">Does not meet</div>
1.4 DRA2/EDL2 Catch-Up Growth	Points 6 4 2 0	Range >=97.0% >=90.0% and <97.0% >=83.0% and <90.0% <83.0%	Stoplight <div style="background-color: #add8e6; padding: 2px; text-align: center;">Exceeds</div> <div style="background-color: #90ee90; padding: 2px; text-align: center;">Meets</div> <div style="background-color: #ffff00; padding: 2px; text-align: center;">Approaching</div> <div style="background-color: #ff0000; padding: 2px; text-align: center;">Does not meet</div>

Early Education Framework Rubric Cuts

SPF 2014

<p style="text-align: center;">1.5 DRA2/EDL2 Keep-Up Growth</p>	<p style="text-align: center;">Points</p> <p style="text-align: center;">6</p> <p style="text-align: center;">4</p> <p style="text-align: center;">2</p> <p style="text-align: center;">0</p>	<p style="text-align: center;">Range</p> <p style="text-align: center;">>=100.0%</p> <p style="text-align: center;">>=96.0% and <100.0%</p> <p style="text-align: center;">>=88.0% and <96.0%</p> <p style="text-align: center;"><88.0%</p>	<p style="text-align: center;">Stoplight</p> <div style="text-align: center;">  <p style="text-align: center;">Exceeds</p> <p style="text-align: center;">Meets</p> <p style="text-align: center;">Approaching</p> <p style="text-align: center;">Does not meet</p> </div>
<p style="text-align: center;">1.6a TSGOLD Catch-Up Growth - Language</p>	<p style="text-align: center;">Points</p> <p style="text-align: center;">6</p> <p style="text-align: center;">4</p> <p style="text-align: center;">2</p> <p style="text-align: center;">0</p>	<p style="text-align: center;">Range</p> <p style="text-align: center;">>=97%</p> <p style="text-align: center;">>=90% and <97%</p> <p style="text-align: center;">>=83% and <90%</p> <p style="text-align: center;"><83%</p>	<p style="text-align: center;">Stoplight</p> <div style="text-align: center;">  <p style="text-align: center;">Exceeds</p> <p style="text-align: center;">Meets</p> <p style="text-align: center;">Approaching</p> <p style="text-align: center;">Does not meet</p> </div>
<p style="text-align: center;">1.6b TSGOLD Catch-Up Growth - Literacy</p>	<p style="text-align: center;">Points</p> <p style="text-align: center;">6</p> <p style="text-align: center;">4</p> <p style="text-align: center;">2</p> <p style="text-align: center;">0</p>	<p style="text-align: center;">Range</p> <p style="text-align: center;">>=97%</p> <p style="text-align: center;">>=90% and <97%</p> <p style="text-align: center;">>=83% and <90%</p> <p style="text-align: center;"><83%</p>	<p style="text-align: center;">Stoplight</p> <div style="text-align: center;">  <p style="text-align: center;">Exceeds</p> <p style="text-align: center;">Meets</p> <p style="text-align: center;">Approaching</p> <p style="text-align: center;">Does not meet</p> </div>
<p style="text-align: center;">1.6c TSGOLD Catch-Up Growth - Mathematics</p>	<p style="text-align: center;">Points</p> <p style="text-align: center;">6</p> <p style="text-align: center;">4</p> <p style="text-align: center;">2</p> <p style="text-align: center;">0</p>	<p style="text-align: center;">Range</p> <p style="text-align: center;">>=97%</p> <p style="text-align: center;">>=90% and <97%</p> <p style="text-align: center;">>=83% and <90%</p> <p style="text-align: center;"><83%</p>	<p style="text-align: center;">Stoplight</p> <div style="text-align: center;">  <p style="text-align: center;">Exceeds</p> <p style="text-align: center;">Meets</p> <p style="text-align: center;">Approaching</p> <p style="text-align: center;">Does not meet</p> </div>

Early Education Framework Rubric Cuts

SPF 2014

<p style="text-align: center;">1.6d TSGOLD Catch-Up Growth - Cognitive</p>	<p style="text-align: center;">Points</p> <p style="text-align: center;">6 4 2 0</p>	<p style="text-align: center;">Range</p> <p style="text-align: center;">>=97% >=90% and <97% >=83% and <90% <83%</p>	<p style="text-align: center;">Stoplight</p> 
<p style="text-align: center;">1.7a TSGOLD Keep-Up Growth - Language</p>	<p style="text-align: center;">Points</p> <p style="text-align: center;">6 4 2 0</p>	<p style="text-align: center;">Range</p> <p style="text-align: center;">>=100% >=96% and <100% >=88% and <96% <88%</p>	<p style="text-align: center;">Stoplight</p> 
<p style="text-align: center;">1.7b TSGOLD Keep-Up Growth - Literacy</p>	<p style="text-align: center;">Points</p> <p style="text-align: center;">6 4 2 0</p>	<p style="text-align: center;">Range</p> <p style="text-align: center;">>=100% >=96% and <100% >=88% and <96% <88%</p>	<p style="text-align: center;">Stoplight</p> 
<p style="text-align: center;">1.7c TSGOLD Keep-Up Growth - Mathematics</p>	<p style="text-align: center;">Points</p> <p style="text-align: center;">6 4 2 0</p>	<p style="text-align: center;">Range</p> <p style="text-align: center;">>=100% >=96% and <100% >=88% and <96% <88%</p>	<p style="text-align: center;">Stoplight</p> 

Early Education Framework Rubric Cuts

SPF 2014

<p>1.7d TSGOLD Keep-Up Growth - Cognitive</p>	<p>Points</p> <p>6</p> <p>4</p> <p>2</p> <p>0</p>	<p>Range</p> <p>>=100%</p> <p>>=96% and <100%</p> <p>>=88% and <96%</p> <p><88%</p>	<p>Stoplight</p> <p>Exceeds</p> <p>Meets</p> <p>Approaching</p> <p>Does not meet</p>
<p>1.8 ACCESS Median Growth Percentile</p>	<p>Points</p> <p>6</p> <p>4</p> <p>2</p> <p>0</p>	<p>Range</p> <p>>=65</p> <p>>=50 and <65</p> <p>>=35 and <50</p> <p><35</p>	<p>Stoplight</p> <p>Exceeds</p> <p>Meets</p> <p>Approaching</p> <p>Does not meet</p>
<p>2.1 STAR % Proficient/Above</p>	<p>Points</p> <p>3</p> <p>2</p> <p>1</p> <p>0</p>	<p>Range</p> <p>>=85.0%</p> <p>>=72.0% and <85.0%</p> <p>>=58.0% and <72.0%</p> <p><58.0%</p>	<p>Stoplight</p> <p>Exceeds</p> <p>Meets</p> <p>Approaching</p> <p>Does not meet</p>
<p>2.2 Spring DRA2/EDL2</p>	<p>Points</p> <p>3</p> <p>2</p> <p>1</p> <p>0</p>	<p>Range</p> <p>>=84%</p> <p>>=68% and <84%</p> <p>>=52% and <68%</p> <p><52%</p>	<p>Stoplight</p> <p>Exceeds</p> <p>Meets</p> <p>Approaching</p> <p>Does not meet</p>

Early Education Framework Rubric Cuts

SPF 2014

<p style="text-align: center;">2.3 ACCESS % at Expectations</p>	<table style="width: 100%; border-collapse: collapse;"> <thead> <tr> <th style="text-align: left;">Points</th> <th style="text-align: left;">Range</th> </tr> </thead> <tbody> <tr> <td style="text-align: center;">3</td> <td style="text-align: center;">>=65%</td> </tr> <tr> <td style="text-align: center;">2</td> <td style="text-align: center;">>=45% and <65%</td> </tr> <tr> <td style="text-align: center;">1</td> <td style="text-align: center;">>=30% and <45%</td> </tr> <tr> <td style="text-align: center;">0</td> <td style="text-align: center;"><30%</td> </tr> </tbody> </table>	Points	Range	3	>=65%	2	>=45% and <65%	1	>=30% and <45%	0	<30%	<table style="width: 100%; border-collapse: collapse;"> <thead> <tr> <th style="text-align: center;">Stoplight</th> </tr> </thead> <tbody> <tr> <td style="text-align: center; background-color: #ADD8E6;">Exceeds</td> </tr> <tr> <td style="text-align: center; background-color: #90EE90;">Meets</td> </tr> <tr> <td style="text-align: center; background-color: #FFFF00;">Approaching</td> </tr> <tr> <td style="text-align: center; background-color: #FF0000;">Does not meet</td> </tr> </tbody> </table>	Stoplight	Exceeds	Meets	Approaching	Does not meet
Points	Range																
3	>=65%																
2	>=45% and <65%																
1	>=30% and <45%																
0	<30%																
Stoplight																	
Exceeds																	
Meets																	
Approaching																	
Does not meet																	
<p style="text-align: center;">2.4a TSGOLD % Proficient - Language</p>	<table style="width: 100%; border-collapse: collapse;"> <thead> <tr> <th style="text-align: left;">Points</th> <th style="text-align: left;">Range</th> </tr> </thead> <tbody> <tr> <td style="text-align: center;">3</td> <td style="text-align: center;">>=100%</td> </tr> <tr> <td style="text-align: center;">2</td> <td style="text-align: center;">>=93% and <100%</td> </tr> <tr> <td style="text-align: center;">1</td> <td style="text-align: center;">>=80% and <93%</td> </tr> <tr> <td style="text-align: center;">0</td> <td style="text-align: center;"><80%</td> </tr> </tbody> </table>	Points	Range	3	>=100%	2	>=93% and <100%	1	>=80% and <93%	0	<80%	<table style="width: 100%; border-collapse: collapse;"> <thead> <tr> <th style="text-align: center;">Stoplight</th> </tr> </thead> <tbody> <tr> <td style="text-align: center; background-color: #ADD8E6;">Exceeds</td> </tr> <tr> <td style="text-align: center; background-color: #90EE90;">Meets</td> </tr> <tr> <td style="text-align: center; background-color: #FFFF00;">Approaching</td> </tr> <tr> <td style="text-align: center; background-color: #FF0000;">Does not meet</td> </tr> </tbody> </table>	Stoplight	Exceeds	Meets	Approaching	Does not meet
Points	Range																
3	>=100%																
2	>=93% and <100%																
1	>=80% and <93%																
0	<80%																
Stoplight																	
Exceeds																	
Meets																	
Approaching																	
Does not meet																	
<p style="text-align: center;">2.4b TSGOLD % Proficient - Literacy</p>	<table style="width: 100%; border-collapse: collapse;"> <thead> <tr> <th style="text-align: left;">Points</th> <th style="text-align: left;">Range</th> </tr> </thead> <tbody> <tr> <td style="text-align: center;">3</td> <td style="text-align: center;">>=100%</td> </tr> <tr> <td style="text-align: center;">2</td> <td style="text-align: center;">>=95% and <100%</td> </tr> <tr> <td style="text-align: center;">1</td> <td style="text-align: center;">>=80% and <95%</td> </tr> <tr> <td style="text-align: center;">0</td> <td style="text-align: center;"><80%</td> </tr> </tbody> </table>	Points	Range	3	>=100%	2	>=95% and <100%	1	>=80% and <95%	0	<80%	<table style="width: 100%; border-collapse: collapse;"> <thead> <tr> <th style="text-align: center;">Stoplight</th> </tr> </thead> <tbody> <tr> <td style="text-align: center; background-color: #ADD8E6;">Exceeds</td> </tr> <tr> <td style="text-align: center; background-color: #90EE90;">Meets</td> </tr> <tr> <td style="text-align: center; background-color: #FFFF00;">Approaching</td> </tr> <tr> <td style="text-align: center; background-color: #FF0000;">Does not meet</td> </tr> </tbody> </table>	Stoplight	Exceeds	Meets	Approaching	Does not meet
Points	Range																
3	>=100%																
2	>=95% and <100%																
1	>=80% and <95%																
0	<80%																
Stoplight																	
Exceeds																	
Meets																	
Approaching																	
Does not meet																	
<p style="text-align: center;">2.4c TSGOLD % Proficient - Mathematics</p>	<table style="width: 100%; border-collapse: collapse;"> <thead> <tr> <th style="text-align: left;">Points</th> <th style="text-align: left;">Range</th> </tr> </thead> <tbody> <tr> <td style="text-align: center;">3</td> <td style="text-align: center;">>=100%</td> </tr> <tr> <td style="text-align: center;">2</td> <td style="text-align: center;">>=90% and <100%</td> </tr> <tr> <td style="text-align: center;">1</td> <td style="text-align: center;">>=75% and <90%</td> </tr> <tr> <td style="text-align: center;">0</td> <td style="text-align: center;"><75%</td> </tr> </tbody> </table>	Points	Range	3	>=100%	2	>=90% and <100%	1	>=75% and <90%	0	<75%	<table style="width: 100%; border-collapse: collapse;"> <thead> <tr> <th style="text-align: center;">Stoplight</th> </tr> </thead> <tbody> <tr> <td style="text-align: center; background-color: #ADD8E6;">Exceeds</td> </tr> <tr> <td style="text-align: center; background-color: #90EE90;">Meets</td> </tr> <tr> <td style="text-align: center; background-color: #FFFF00;">Approaching</td> </tr> <tr> <td style="text-align: center; background-color: #FF0000;">Does not meet</td> </tr> </tbody> </table>	Stoplight	Exceeds	Meets	Approaching	Does not meet
Points	Range																
3	>=100%																
2	>=90% and <100%																
1	>=75% and <90%																
0	<75%																
Stoplight																	
Exceeds																	
Meets																	
Approaching																	
Does not meet																	

Early Education Framework Rubric Cuts

SPF 2014

<p style="text-align: center;">2.4d TSGOLD % Proficient - Cognitive</p>	<p style="text-align: center;">Points</p> <p style="text-align: center;">3</p> <p style="text-align: center;">2</p> <p style="text-align: center;">1</p> <p style="text-align: center;">0</p>	<p style="text-align: center;">Range</p> <p style="text-align: center;">>=100%</p> <p style="text-align: center;">>=95% and <100%</p> <p style="text-align: center;">>=80% and <95%</p> <p style="text-align: center;"><80%</p>	<p style="text-align: center;">Stoplight</p> <div style="text-align: center;">  <p style="margin: 0;">Exceeds</p> <p style="margin: 0;">Meets</p> <p style="margin: 0;">Approaching</p> <p style="margin: 0;">Does not meet</p> </div>
<p style="text-align: center;">2.5a TCAP % Proficient/Above - Reading</p>	<p style="text-align: center;">Points</p> <p style="text-align: center;">2</p> <p style="text-align: center;">1</p> <p style="text-align: center;">0</p>	<p style="text-align: center;">Range</p> <p style="text-align: center;">>=50.0%</p> <p style="text-align: center;">>=35.0% and <50.0%</p> <p style="text-align: center;"><35.0%</p>	<p style="text-align: center;">Stoplight</p> <div style="text-align: center;">  <p style="margin: 0;">Meets</p> <p style="margin: 0;">Approaching</p> <p style="margin: 0;">Does not meet</p> </div>
<p style="text-align: center;">2.5b TCAP % Proficient/Above - Math</p>	<p style="text-align: center;">Points</p> <p style="text-align: center;">2</p> <p style="text-align: center;">1</p> <p style="text-align: center;">0</p>	<p style="text-align: center;">Range</p> <p style="text-align: center;">>=50.0%</p> <p style="text-align: center;">>=35.0% and <50.0%</p> <p style="text-align: center;"><35.0%</p>	<p style="text-align: center;">Stoplight</p> <div style="text-align: center;">  <p style="margin: 0;">Meets</p> <p style="margin: 0;">Approaching</p> <p style="margin: 0;">Does not meet</p> </div>
<p style="text-align: center;">2.5c TCAP % Proficient/Above - Writing</p>	<p style="text-align: center;">Points</p> <p style="text-align: center;">2</p> <p style="text-align: center;">1</p> <p style="text-align: center;">0</p>	<p style="text-align: center;">Range</p> <p style="text-align: center;">>=40.0%</p> <p style="text-align: center;">>=25.0% and <40.0%</p> <p style="text-align: center;"><25.0%</p>	<p style="text-align: center;">Stoplight</p> <div style="text-align: center;">  <p style="margin: 0;">Meets</p> <p style="margin: 0;">Approaching</p> <p style="margin: 0;">Does not meet</p> </div>

Early Education Framework Rubric Cuts

SPF 2014

<p>2.6a Disaggregated Group TCAP Status - ELL</p>	<p>Points 2 1 0</p>	<p>Range >=65% >=40% and <65% <40%</p>	<p>Stoplight</p> 
<p>2.6b Disaggregated Group TCAP Status - FRL</p>	<p>Points 2 1 0</p>	<p>Range >=65% >=40% and <65% <40%</p>	<p>Stoplight</p> 
<p>2.6c Disaggregated Group TCAP Status - Minority</p>	<p>Points 2 1 0</p>	<p>Range >=65% >=40% and <65% <40%</p>	<p>Stoplight</p> 
<p>2.7 Students with Disabilities TCAP Status Comparison</p>	<p>Points 2 1 0</p> <p>Points 2 1 0</p>	<p>Range >=65% >=40% and <65% <40%</p> <p>Range >=10.0% >=5.0% and <10.0% <5.0%</p>	<p>Stoplight</p>  <p>Stoplight</p> 

Early Education Framework Rubric Cuts

SPF 2014

3.1 Attendance Rate	<table style="margin: auto;"> <thead> <tr> <th>Points</th> <th>Range</th> <th>Stoplight</th> </tr> </thead> <tbody> <tr> <td>3</td> <td>>=95.00%</td> <td style="background-color: #ADD8E6; text-align: center;">Exceeds</td> </tr> <tr> <td>2</td> <td>>=92.00% and <95.00%</td> <td style="background-color: #90EE90; text-align: center;">Meets</td> </tr> <tr> <td>1</td> <td>>=90.00% and <92.00%</td> <td style="background-color: #FFFF00; text-align: center;">Approaching</td> </tr> <tr> <td>0</td> <td><90.00%</td> <td style="background-color: #FF0000; text-align: center;">Does not meet</td> </tr> </tbody> </table>	Points	Range	Stoplight	3	>=95.00%	Exceeds	2	>=92.00% and <95.00%	Meets	1	>=90.00% and <92.00%	Approaching	0	<90.00%	Does not meet
Points	Range	Stoplight														
3	>=95.00%	Exceeds														
2	>=92.00% and <95.00%	Meets														
1	>=90.00% and <92.00%	Approaching														
0	<90.00%	Does not meet														
3.2 Center-Based Program Offerings	<table style="margin: auto;"> <thead> <tr> <th>Points</th> <th>Range</th> <th>Stoplight</th> </tr> </thead> <tbody> <tr> <td>2</td> <td>>=2</td> <td style="border: 1px solid black; text-align: center;">2 Bonus Points</td> </tr> <tr> <td>1</td> <td>>=1 and <2</td> <td style="border: 1px solid black; text-align: center;">1 Bonus Point</td> </tr> <tr> <td>0</td> <td><1</td> <td style="border: 1px solid black; text-align: center;">0 Bonus Points</td> </tr> </tbody> </table>	Points	Range	Stoplight	2	>=2	2 Bonus Points	1	>=1 and <2	1 Bonus Point	0	<1	0 Bonus Points			
Points	Range	Stoplight														
2	>=2	2 Bonus Points														
1	>=1 and <2	1 Bonus Point														
0	<1	0 Bonus Points														
3.3 Student Satisfaction	<table style="margin: auto;"> <thead> <tr> <th>Points</th> <th>Range</th> <th>Stoplight</th> </tr> </thead> <tbody> <tr> <td>3</td> <td>>=90%</td> <td style="background-color: #ADD8E6; text-align: center;">Exceeds</td> </tr> <tr> <td>2</td> <td>>=85% and <90%</td> <td style="background-color: #90EE90; text-align: center;">Meets</td> </tr> <tr> <td>1</td> <td>>=80% and <85%</td> <td style="background-color: #FFFF00; text-align: center;">Approaching</td> </tr> <tr> <td>0</td> <td><80%</td> <td style="background-color: #FF0000; text-align: center;">Does not meet</td> </tr> </tbody> </table>	Points	Range	Stoplight	3	>=90%	Exceeds	2	>=85% and <90%	Meets	1	>=80% and <85%	Approaching	0	<80%	Does not meet
Points	Range	Stoplight														
3	>=90%	Exceeds														
2	>=85% and <90%	Meets														
1	>=80% and <85%	Approaching														
0	<80%	Does not meet														
4.1 Enrollment Entire Year	<table style="margin: auto;"> <thead> <tr> <th>Points</th> <th>Range</th> <th>Stoplight</th> </tr> </thead> <tbody> <tr> <td>2</td> <td>>=2.00%</td> <td style="background-color: #90EE90; text-align: center;">Meets</td> </tr> <tr> <td>1</td> <td>>=-4.00% and <2.00%</td> <td style="background-color: #FFFF00; text-align: center;">Approaching</td> </tr> <tr> <td>0</td> <td><-4.00%</td> <td style="background-color: #FF0000; text-align: center;">Does not meet</td> </tr> </tbody> </table>	Points	Range	Stoplight	2	>=2.00%	Meets	1	>=-4.00% and <2.00%	Approaching	0	<-4.00%	Does not meet			
Points	Range	Stoplight														
2	>=2.00%	Meets														
1	>=-4.00% and <2.00%	Approaching														
0	<-4.00%	Does not meet														

Early Education Framework Rubric Cuts

SPF 2014

<p style="text-align: center;">5.1 Parent Satisfaction Survey</p>	<p style="text-align: center;">Points</p> <p style="text-align: center;">6 4 2 0</p>	<p style="text-align: center;">Range</p> <p style="text-align: center;">>=90% >=82% and <90% >=78% and <82% <78%</p>	<p style="text-align: center;">Stoplight</p> <table border="1" style="width: 100%; text-align: center;"> <tr><td style="background-color: #ADD8E6;">Exceeds</td></tr> <tr><td style="background-color: #90EE90;">Meets</td></tr> <tr><td style="background-color: #FFFF00;">Approaching</td></tr> <tr><td style="background-color: #FF0000;">Does Not Meet</td></tr> </table>	Exceeds	Meets	Approaching	Does Not Meet
Exceeds							
Meets							
Approaching							
Does Not Meet							
<p style="text-align: center;">5.2 Parent Satisfaction Survey Response Rate</p>	<p style="text-align: center;">Points</p> <p style="text-align: center;">2 1 0</p>	<p style="text-align: center;">Range</p> <p style="text-align: center;">>=50% >=20% and <50% <20%</p>	<p style="text-align: center;">Stoplight</p> <table border="1" style="width: 100%; text-align: center;"> <tr><td style="background-color: #90EE90;">Meets</td></tr> <tr><td style="background-color: #FFFF00;">Approaching</td></tr> <tr><td style="background-color: #FF0000;">Does Not Meet</td></tr> </table>	Meets	Approaching	Does Not Meet	
Meets							
Approaching							
Does Not Meet							
<p style="text-align: center;">5.3 Parent Satisfaction and Engagement</p>	<p style="text-align: center;">Points</p> <p style="text-align: center;">2 1 0</p>	<p style="text-align: center;">Range</p> <p style="text-align: center;">>=50% >=20% and <50% <20%</p>	<p style="text-align: center;">Stoplight</p> <table border="1" style="width: 100%; text-align: center;"> <tr><td>Meets</td></tr> <tr><td>Approaching</td></tr> <tr><td>Does Not Meet</td></tr> </table>	Meets	Approaching	Does Not Meet	
Meets							
Approaching							
Does Not Meet							
<p style="text-align: center;">5.4 Qualistar Rating</p>	<p style="text-align: center;">Points</p> <p style="text-align: center;">1 0</p>	<p style="text-align: center;">Range</p> <p style="text-align: center;">>=0 <0</p>	<p style="text-align: center;">Stoplight</p> <table border="1" style="width: 100%; text-align: center;"> <tr><td>1 Bonus Point</td></tr> <tr><td>0 Bonus Points</td></tr> </table>	1 Bonus Point	0 Bonus Points		
1 Bonus Point							
0 Bonus Points							